

Presented by:-

Joe Bloggs

The Watermill Park
Broughton Hall
Skipton
North Yorkshire
BD23 3AG

T 0870 903 8880

E info@stocktakeuk.co.uk

W www.stocktakeuk.co.uk

PRIVATE & CONFIDENTIAL

LIQUOR STOCK REPORT

THE SAMPLE SITE

Current Stocktake 09/12/2011



Reports Included

Sample Presentation	2
Sample Operations OperationsSample	3
Sample Financial Summary	4
Sample Valuation ValuationSample	5
Sample Stock Analysis Alphabetical	6
Sample Purchases Summary	7
Sample Purchases Detailed	8
Sample Credits Summary	9
Sample Credits Detailed	10
Sample Allowances Summary	11
Sample Allowances Detailed	12
Sample EPOS Counts Summary	13
Sample EPOS Report Detailed Alphabetical	14
Sample Takings Report	15
Sample History Summary	16

Page

PRIVATE & CONFIDENTIAL

Stock Report

Current Stocktake **09/12/11**

Presented by:-

Joe Bloggs

T 0870 903 8880

E Info@StocktakeUK.co.uk

W www.stocktakeuk.co.uk

The Water Mill Park
Broughton Hall
Skipton
North Yorkshire
BD23 3AG

This is a sample stock report, for illustrative purposes only.
If you have any queries please contact the stocktaker detailed,
or Stocktake UK Head Office on 0870 903 8880/info@stocktakeuk.co.uk

Copyright ©2011 Stocktake UK Limited.

Result subject to information supplied



Stocktake UK - Operations Report



Stocktaker(s): Joe Bloggs

Stocktake Type: Regular Periodical

Stocktake Date: Fri, 09/12/2011

Client Contact:

Onsite Start: 08:30 Finish: 15:30

Next stocktake scheduled is confirmed (12/01/2012)

Position:

Offsite Start: Finish:

Stocktake Result

All main elements of the stock result are explained in summary form on the comprehensive operations report.

Surplus / Deficit	G.P.%	Allowances	Stock Yield %	Comments
-£326.19	51.96	£539.40	83.64	
<hr/>		£539.40		
-£326.19				

Additional Comments : OUT OF DATE STOCK- Jill has been selling the Ashbourne Water and Pineapple 160ml at reduced price- The Kaliber is still on the shelf.

The site is showing a £335.59 deficit - however the site has transferred the Captain James Rum (no duty stamp) to cooking and has written off the 'split' Advocaat as highlighted last period . This totals £65.45 . The site also has spillage/ullage to the value of £316.00 . So if these unauthorised allowances are off set against the result it would show a small surplus of £45.86.
Line Cleaning and other promotional discounts calculated and entered as allowances.

EPOS TILL As well as the port not showing on the till roll -it is noted that the glasses of wine do not calculate properly for instance plu 6001 pinot grigio 2 glasses of 125ml equals £16.80. This was discussed with Irene and she will contact the till company.

REAL WASTE The casks awaiting collection were dipped to establish how much is being wasted due to low level of sales. There was at least 1 gallon left in each.

The operations report can be customised for a client using our list of stocktake requirements and observations

- EPOS Report
- Goods Inward Report
- Operations Report

Spirit checks carried out : Smirnoff Vodka (37.5%)

Stocktake Requirements and Observations

- Have you printed and left on site the Full multi report as per client specification?
- Have you collected cash payment? (Y/N state amount)
- Stocktake successfully completed on site?
- All delivery notes/invoices available?
- Allowance records completed satisfactorily? (Must have discount evidence, NO wastage)
- Stock presentable for counting?
- Security levels good?
- Price tariff on display? (if dated, specify)
- Accompanied during stocktake?

Comments

- Yes
- Yes 7 hours on site £270.00
- Yes - completed
- Better photocopies
- Yes - Authorised Allowances
- Yes - organised and tidy
- Yes - all doors secure
- Still April 2010 -out of date
- Yes Jill Bennett

Stocktake UK - Operations Report



Stocktaker(s): Joe Bloggs

Stocktake Type: Regular Periodical

Stocktake Date: Fri, 09/12/2011

Client Contact:

Onsite Start: 08:30 Finish: 15:30

Next stocktake scheduled is confirmed (12/01/2012)

Position:

Offsite Start: Finish:

Surplus/deficit variance investigated with EPOS report included?

Yes - EPOS verifies site result

Negative sales at selling investigated?

N/A

Report printed discussed and agreed with on-site management?

Yes - Discussed fully

Check: Managers name, next stock date, allowance comments are on ops report

Yes - Next date is scheduled

Has an action plan been documented?

Yes - Points discussed and noted

Report sent to client HQ as per spec?

Yes

[Report sent to STUK HQ? reports@stocktakeuk.co.uk](mailto:reports@stocktakeuk.co.uk)

Yes

I hereby accept the attached stocktake and operational report, as presented by the company:

Stocktaker(s):

Client:

.....

Print Name: Position:

Financial Summary

Current Stocktake: **09-Dec-2011**

Stocktaker: **Joe Bloggs**

Previous Stocktake: **09-Nov-2011**

Stock Days: **30**

SECTION	Days Stock	Sales Ratio %	Cost Ratio %	Gross Profit %	Opening Stock Value	Value of Purchases	Value of Credits	Estimated Receipts	Consumption at Cost	Stock On Hand
Spirits	104	15.6	11.6	70.20	798.48	117.46	0.00	826.48	205.23	710.71
Fortified Wines	1,078	0.3	0.2	72.17	110.19	8.00	0.00	13.80	3.20	114.99
Table Wines	53	12.0	16.2	45.70	586.89	207.12	0.00	634.81	287.27	506.73
Draught Beer & Lager	18	43.6	43.9	59.46	424.19	904.95	96.02	2,304.40	778.49	454.63
Bottled & Packaged Beers	12	7.8	10.7	45.03	59.52	207.72	0.00	414.10	189.69	77.55
Ciders & Alco Pops	61	5.6	7.9	42.78	323.22	104.01	0.00	294.70	140.51	286.72
Minerals	56	14.0	8.2	76.52	338.03	75.88	0.00	741.15	145.02	268.90
Tobacco	0	0.0	0.0	0.00	6.30	0.00	0.00	.00	.00	6.30
Snacks & Beverages	125	0.0	0.0	86.55	1.10	0.00	0.00	1.90	.21	0.89
Sundries	1	1.1	1.2	55.62	7.11	15.87	0.00	59.40	21.97	1.01
	41	100.00	100.00	59.82	2,655.04	1,641.01	96.02	5,290.74	1,771.61	2,428.42

Stocktake UK Limited
Stocktaking by:-
Stocktake UK Limited
 The Water Mill Park
 Broughton Hall
 Skipton
 North Yorkshire
 BD23 3AG
Tel: 0870 903 8880

Stocktaker Comment
 7

Plus Adjustments

Less Allowances

- 1 - Value of Purchases
- 2 - Stock on Hand
- 3 - Allowances Claimed
- 4 - Surplus/Deficit
- 5 - Actual Gross Profit
- 6 - Stock Yield
- 7 - Stocktaker's Comments

Allowances as % of Takings 12.19 % £539.40 £4,751.34
Stock Yield 83.64 % 6


Estimated Receipts	Excl. VAT	£3,959.45	
Consumption At Cost	Excl. VAT	£1,771.61	
Estimated Gross Profit	Excl. VAT	£2,187.84	55.26 %
Actual Receipts	Excl. VAT	£3,687.63	
Consumption At Cost	Excl. VAT	£1,771.61	
Actual Gross Profit	Excl. VAT	£1,916.02	51.96 % 5
Actual Receipts	Incl. VAT	£4,425.15	
Estimated Receipts	Incl. VAT	£4,751.34	
DEFICIT		£-326.19 4	-7.37 %



Valuation Certificate - Liquor

December 9, 2011

I hereby certify that this valuation in my opinion reflects the full stock-in-trade at its true current market value. The stock has been valued at the premises shown below prior to trading on the date of this certificate. Stocktake UK or its agents accept no responsibility as to the ownership of these goods. Acceptance of this certificate confirms that the valuation has been carried out to the satisfaction of all parties and is declared as final and binding. No further correspondence with any party will therefore be entered into.

<u>Stock Analysis</u>		<u>Meter Readings</u>		<u>Outlet Details</u>
		<u>Description</u>	<u>Meter Reading</u>	
Spirits	£710.71	Electric 1		Contact: Valuation Date: December 9, 2011 Valuation Completed by: Joe Bloggs Stocktake UK Limited The Watermill Broughton Hall Skipton North Yorkshire BD23 3AG Tel: 0870 903 8880 
Fortified Wines	£114.99	Electric 2		
Table Wines	£506.73	Electric 3		
Draught Beer & Lager	£454.63	Water 1		
Bottled & Packaged Beers	£77.55	Water 2		
Ciders & Alco Pops	£286.72	Gas 1		
Minerals	£268.90	Gas 2		
Tobacco	£6.30	Other		
Snacks & Beverages	£0.89			
Sundries	£1.01			
Sub Total	£2,428.42			
<u>Deposits</u>		<u>Miscellaneous</u>		
Sub Total	£2,428.42			
Sundry Items		Miscellaneous Total	£0.00	
Catering Stock		Details		
Glassware \ Crockery				Stocktake UK
Cleaning Materials				Vendor
Other				Purchaser
Total	£2,428.42			
	Exclusive of VAT			
		Valuation Total	£2,428.42	
			Exclusive of VAT	

Stock Analysis - Alphabetical

Current Stocktake: 09-Dec-2011

Stocktaker: Joe Bloggs

Previous Stocktake: 09-Nov-2011

Stock Days: 30

Product	Bin	Epos	1	2	3	4	5	6	7	8	9	Last Sales	10	11	12
			Unit	Cost Price	Sell Price	Yield	Opening Stock	Purchase	Credit	Closing Stock	Period Sales		Sales at Selling	G.P.%	Days Stock
Spirits															
ADVOCAAT WARNINKS	#	BT	7.00	1.95	14.00	0.50	0.00	0.00	0.00	0.50	0.00	0.00	13.65	69.23	0
AMARETTO	#	70	13.01	2.10	28.00	2.00	0.00	0.00	1.95	0.05	0.30	2.94	73.45	1,170	
ARCHERS SCHNAPPS 1.5LT	#	MG	19.26	2.00	60.00	0.85	0.00	0.00	0.75	0.10	0.10	12.00	80.74	225	
BACARDI 1.5LT	#	MG	25.37	2.00	60.00	1.80	0.00	0.00	1.75	0.05	0.00	6.00	74.63	1,050	
BAILEYS 1.5LTR	#	MG	21.00	2.60	30.00	1.80	0.00	0.00	1.75	0.05	0.10	3.90	67.69	1,050	
BELLS WHISKY 1.5LT	#	MG	23.07	1.90	60.00	1.30	0.00	0.00	1.30	0.00	0.15	0.00	75.72	0	
BENEDICTINE	#	BT	16.99	2.10	28.00	0.55	0.00	0.00	0.55	0.00	0.00	0.00	65.33	0	
BLUE CURACAO	#	50	6.66	1.95	20.00	1.00	0.00	0.00	1.00	0.00	0.00	0.00	79.51	0	
BOMBAY SAPHIRE GIN	#	70	13.28	2.40	28.00	1.70	0.00	0.00	1.60	0.10	-0.05	6.72	76.29	480	
BULLIET BOURBON 70CL	#	70	16.25	2.20	28.00	1.05	0.00	0.00	1.05	0.00	0.00	0.00	68.34	0	
BUSHMILLS 70CL	#	BT	15.99	2.35	28.00	1.40	0.00	0.00	1.00	0.40	-0.10	26.32	70.84	75	
CAPT MORG 1.5LT	#	MG	23.25	1.90	60.00	1.00	0.00	0.00	1.00	0.00	0.00	0.00	75.53	0	
CAPTAIN MORGANS RUM	#	LT	15.66	1.90	40.00	0.20	0.00	0.00	0.20	0.00	0.00	0.00	75.27	0	
CHERRY BRANDY BOLS 50CL	#	50	7.85	1.95	20.00	1.00	0.00	0.00	1.00	0.00	0.00	0.00	75.85	0	
COINTREAU 70CL	#	70	17.25	2.10	28.00	1.80	0.00	0.00	1.80	0.00	0.00	0.00	64.80	0	
COURVOSIER 1.5LT	#	MG	33.38	2.00	60.00	0.80	0.00	0.00	0.70	0.10	0.30	12.00	66.62	210	
CREME DE CASSIS	#	BT	6.98	1.95	28.00	0.45	0.00	0.00	0.45	0.00	0.00	0.00	84.66	0	
CREME DE MENTHE	#	50	8.25	1.95	20.00	0.55	0.00	0.00	0.55	0.00	0.00	0.00	74.62	0	
DRAMBUIE 70CL	#	70	12.77	2.10	28.00	2.15	0.00	0.00	2.15	0.00	0.00	0.00	73.94	0	
FAMOUS GROUSE 1.5LT	#	MG	24.34	1.90	60.00	1.50	0.00	0.00	1.30	0.20	0.30	22.80	74.38	195	
GLEN MORAY	#	BT	19.75	2.80	28.00	0.40	0.00	0.00	0.40	0.00	0.00	0.00	69.77	0	
GLENFIDDICH	#	70	21.01	2.80	28.00	0.95	0.00	0.00	0.80	0.15	0.00	11.76	67.84	160	
GORDONS GIN 1.5LT	#	MG	20.71	1.90	60.00	0.10	0.00	0.00	0.00	0.10	0.20	11.40	78.20	0	
GORDONS GIN 70CL	#	70	11.84	1.90	28.00	1.00	0.00	0.00	0.85	0.15	0.00	7.98	73.29	170	
GRAND MARINER	#	70	17.55	2.10	28.00	0.20	0.00	0.00	0.20	0.00	0.00	0.00	64.18	0	
GRENADINE 70CL	#	70	4.65	1.95	28.00	2.45	0.00	0.00	2.45	0.00	0.00	0.00	89.78	0	
HAVANA CLUB	#	BT	8.99	1.90	28.00	1.70	0.00	0.00	1.70	0.00	0.00	0.00	79.72	0	
JACK DANIELS 1.5LT	#	MG	31.57	2.20	60.00	1.45	0.00	0.00	1.30	0.15	0.60	19.80	71.30	260	
JAMES COOK RUM 70CL	#	70	14.25	1.85	28.00	1.00	0.00	0.00	0.00	1.00	0.00	51.80	66.99	0	
JAMESONS 1.5LT	#	MG	35.47	1.90	60.00	0.85	2.00	0.00	0.70	2.15	1.80	245.10	62.66	10	

1 - Product Size

2 - Product Cost Price

3 - Selling Price per Measure

4 - No units from the product

5 - No units in stock at start

6 - Goods received per bar

7 - Goods returned/credited

8 - Stock remaining at close

9 - No units of product sold

10 - Sales expected

11 - Gross Profit % for this product

12 - How long stock will last

Stock Analysis - Alphabetical

Current Stocktake: **09-Dec-2011**

Stocktaker: **Joe Bloggs**

Previous Stocktake: **09-Nov-2011**

Stock Days: **30**

Product	Bin	Epos	1 Unit	2 Cost Price	3 Sell Price	4 Yield	5 Opening Stock	6 Purchase	7 Credit	8 Closing Stock	9 Period Sales	Last Sales	10 Sales at Selling	11 G.P.%	12 Days Stock
Spirits															
LAMBS NAVY RUM 70CL		#	70	12.25	1.90	28.00	1.00	0.00	0.00	1.00	0.00	0.00	0.00	72.37	0
MALIBU		#	70	10.17	1.95	28.00	0.50	0.00	0.00	0.25	0.25	0.20	13.65	77.65	30
MORGANS SPICED 70CL		#	70	11.68	1.90	28.00	1.00	0.00	0.00	0.95	0.05	0.00	2.66	73.65	570
PERNOD 70CL		#	70	12.06	2.00	28.00	0.65	0.00	0.00	0.65	0.00	0.00	0.00	74.16	0
PERNOD LTR		#	LT	15.69	2.00	40.00	0.85	0.00	0.00	0.80	0.05	0.00	4.00	76.47	480
PIMMS NO 1 70CL		#	70	8.99	2.00	28.00	0.80	0.00	0.00	0.50	0.30	0.30	16.80	80.74	50
POLSKA CHERRY LIQ 50CL		#	50	5.55	1.95	20.00	0.70	0.00	0.00	0.70	0.00	0.00	0.00	82.92	0
REMY MARTIN VSOP 70CL		#	70	27.72	2.80	28.00	0.80	0.00	0.00	0.60	0.20	-0.05	15.68	57.57	90
SAMBUCA		#	70	12.13	1.00	28.00	2.50	0.00	0.00	2.50	0.00	0.20	0.00	48.01	0
SAMBUCA LUXARDO FLAVOURS		#	BT	13.75	1.00	28.00	1.95	0.00	0.00	1.90	0.05	0.10	1.40	41.07	1,140
SMIRNOFF 1.5LT		#	MG	23.26	1.90	60.00	0.80	2.00	0.00	0.40	2.40	2.95	273.60	75.52	5
SOURZ 70CL		#	70	6.65	1.00	28.00	1.70	0.00	0.00	1.70	0.00	0.00	0.00	71.50	0
SOUTHERN COMFORT 1.5LT		#	MG	31.50	2.10	60.00	0.95	0.00	0.00	0.90	0.05	0.25	6.30	70.00	540
TANQUERAY GIN 70CL		#	BT	17.65	2.40	28.00	0.50	0.00	0.00	0.50	0.00	0.00	0.00	68.48	0
TEQUILA SILVER		#	BT	13.36	2.10	28.00	0.55	0.00	0.00	0.20	0.35	0.05	20.58	72.73	17
TIA MARIA 70CL		#	70	12.50	2.10	28.00	1.50	0.00	0.00	1.20	0.30	0.00	17.64	74.49	120
# Included for Epos Evaluation												Spirits Total Sales at Selling	826.48		
Fortified Wines															
*COCKBURNS RUBY PORT 75ML		#	75	8.00	2.30	15.00	0.00	1.00	0.00	0.60	0.40	0.00	13.80	72.17	45
HARVEYS BRISTOL CM		#	75	6.35	1.85	15.00	6.20	0.00	0.00	6.20	0.00	0.00	0.00	72.54	0
KINGS OAK SHERRY		#	BT	4.20	1.85	15.00	1.00	0.00	0.00	1.00	0.00	0.00	0.00	81.84	0
MARTINI BIANCO 1.5LT		#	MG	10.25	2.55	30.00	2.70	0.00	0.00	2.70	0.00	0.00	0.00	83.92	0
MARTINI DRY 1.5LT		#	MG	11.05	2.55	30.00	0.75	0.00	0.00	0.75	0.00	0.35	0.00	82.67	0
MARTINI ROSE		#	BT	8.99	2.55	15.00	1.80	0.00	0.00	1.80	0.00	0.00	0.00	71.80	0
MARTINI ROSSO 1.5LT		#	MG	10.25	2.55	30.00	1.30	0.00	0.00	1.30	0.00	0.00	0.00	83.92	0
PORT		#	75	5.73	1.85	15.00	0.20	0.00	0.00	0.20	0.00	0.40	0.00	75.22	0
* Cost price changed during period # Included for Epos Evaluation												Fortified Wines Total Sales at Selling	13.80		
Table Wines															
ALBALI RESERVE 75CL		#	BT	4.25	9.95	1.00	3.00	0.00	0.00	3.00	0.00	0.00	0.00	48.74	0

1 - Product Size

5 - No units in stock at start

9 - No units of product sold

2 - Product Cost Price

6 - Goods received per bar

10 - Sales expected

3 - Selling Price per Measure

7 - Goods returned/credited

11 - Gross Profit % for this product

4 - No units from the product

8 - Stock remaining at close

12 - How long stock will last

Stock Analysis - Alphabetical

Current Stocktake: 09-Dec-2011

Stocktaker: Joe Bloggs

Previous Stocktake: 09-Nov-2011

Stock Days: 30

Product	Bin	Epos	1	2	3	4	5	6	7	8	9	Last Sales	10	11	12
			Unit	Cost Price	Sell Price	Yield	Opening Stock	Purchase	Credit	Closing Stock	Period Sales		Sales at Selling	G.P.%	Days Stock
Table Wines															
CANARD DUCHENE		# BT	12.88	30.95	1.00	3.00	0.00	0.00	3.00	0.00	0.00	0.00	0.00	50.06	0
CAVA		# EA	6.10	10.95	1.00	1.00	0.00	0.00	1.00	0.00	0.00	0.00	0.00	33.15	0
CHAUMET		# BT	5.00	9.95	1.00	3.00	0.00	0.00	3.00	0.00	0.00	0.00	0.00	39.70	0
CONCORDIA RESERVA		# BT	5.00	14.45	1.00	4.00	0.00	0.00	4.00	0.00	0.00	0.00	0.00	58.48	0
ECHO FALLS SPK 75CL		# BT	4.25	12.95	1.00	1.00	0.00	0.00	1.00	0.00	0.00	0.00	0.00	60.62	0
ELEMENTOS SHIRAZ/MALBEC		# BT	3.99	11.95	1.00	6.00	0.00	0.00	6.00	0.00	0.00	0.00	0.00	59.93	0
HARDYS PINOT NOIR SPKL 75CL		# BT	5.50	12.95	1.00	3.00	0.00	0.00	3.00	0.00	0.00	0.00	0.00	49.03	0
HARDYS ROSE 75CL		# BT	3.83	9.95	1.00	1.30	0.00	0.00	1.00	0.30	0.00	0.00	2.98	53.85	100
LAMBRUSCO		# BT	2.86	9.95	1.00	1.00	0.00	0.00	1.00	0.00	0.00	0.00	0.00	65.51	0
LIEBFRAUMILCH		# BT	4.25	9.95	1.00	2.00	0.00	0.00	2.00	0.00	0.00	0.00	0.00	48.74	0
LINDAUER BRUT		# BT	5.00	15.95	1.00	2.00	0.00	0.00	2.00	0.00	0.00	0.00	0.00	62.38	0
LOUIS PERDRIER NV		# BT	24.25	30.00	1.00	5.00	0.00	0.00	5.00	0.00	0.00	0.00	0.00	3.00	0
MERLOT VIA ALTA		# BT	3.80	9.95	1.00	5.40	12.00	0.00	3.50	13.90	24.60	138.30	54.17	8	
MOSCATO SPUMANTE		# BT	6.25	9.95	1.00	2.00	0.00	0.00	2.00	0.00	0.00	0.00	0.00	24.62	0
PINOT GRIGIO ARAZZO		# BT	3.58	9.95	1.00	1.00	0.00	0.00	1.00	0.00	11.00	0.00	56.78	0	
PINOT GRIGIO EMOVITO		# BT	5.40	9.95	1.00	12.50	6.00	0.00	4.50	14.00	7.50	139.30	34.87	10	
PROSECCO		# BT	6.00	9.95	1.00	9.00	0.00	0.00	9.00	0.00	0.00	0.00	0.00	27.64	0
ROSE AL FRESCO		# BT	3.98	9.95	1.00	1.00	0.00	0.00	1.00	0.00	9.00	0.00	52.00	0	
ROSE EL MURO		# BT	3.33	9.95	1.00	11.50	0.00	0.00	6.50	5.00	0.50	49.75	59.80	39	
SAUV BLANC VIA ALTA		# BT	3.80	9.95	1.00	4.70	18.00	0.00	11.75	10.95	14.80	108.95	54.17	32	
SHIRAZ JARRAH WOOD		# BT	5.06	9.95	1.00	10.25	12.00	0.00	2.60	19.65	17.75	195.52	38.97	4	
VIOGNER-PATRIARCHE		# BT	5.33	11.95	1.00	6.00	0.00	0.00	6.00	0.00	0.00	0.00	46.48	0	

Included for Epos Evaluation

Table Wines Total Sales at Selling

634.81

Draught Beer & Lager

BANKS SMOOTH KEG		# GL	6.64	2.80	8.00	2.00	0.00	0.00	0.00	2.00	3.50	44.80	64.41	0
FOSTERS		# GL	8.73	3.10	8.00	0.00	44.00	11.00	7.00	26.00	36.00	644.80	57.76	8
HOBSONS TOWN CRIER CASK		# GL	7.77	2.70	8.00	14.50	27.00	0.00	12.50	29.00	33.25	626.40	56.82	13
HOBSONS TWISTED SPIRE CASH C		# GL	6.55	2.50	8.00	33.00	36.00	0.00	27.50	41.50	50.25	830.00	60.70	20
STRONGBOW		# GL	6.84	3.30	8.00	12.00	11.00	0.00	17.00	6.00	5.00	158.40	68.92	85

1 - Product Size

5 - No units in stock at start

9 - No units of product sold

2 - Product Cost Price

6 - Goods received per bar

10 - Sales expected

3 - Selling Price per Measure

7 - Goods returned/credited

11 - Gross Profit % for this product

4 - No units from the product

8 - Stock remaining at close

12 - How long stock will last

Stock Analysis - Alphabetical

Current Stocktake: **09-Dec-2011**

Stocktaker: **Joe Bloggs**

Previous Stocktake: **09-Nov-2011**

Stock Days: **30**

Product	Bin	Epos	1 Unit	2 Cost Price	3 Sell Price	4 Yield	5 Opening Stock	6 Purchase	7 Credit	8 Closing Stock	9 Period Sales	Last Sales	10 Sales at Selling	11 G.P.%	12 Days Stock
Draught Beer & Lager															
# Included for Epos Evaluation											Draught Beer & Lager Total Sales at Selling			2,304.40	
Bottled & Packaged Beers															
BECKS ALCOHOL FREE		#	DZ	9.04	1.50	12.00	0.00	2.00	0.00	0.09	1/3	0/11	22.50	39.77	18
BECKS BIER 275ML		#	DZ	11.28	2.80	12.00	0.00	2.00	0.00	1.10	0/2	0/5	5.60	59.71	330
BUDWEISER 330ML		#	DZ	10.80	2.80	12.00	2.06	0.00	0.00	1.11	0/7	0/6	19.60	61.43	99
KALIBER		#	DZ	7.99	2.00	12.00	0.08	0.00	0.00	0.08	0/0	0/0	0.00	60.05	0
NEWCASTLE BROWN ALE		#	DZ	16.58	3.20	12.00	1.02	3.00	0.00	1.04	2/10	4/0	108.80	48.19	14
PERONI NASTRO 330ML		#	DZ	11.74	2.00	12.00	0.00	10.00	0.00	0.01	9/11	8/3	238.00	41.33	0
WKD		#	DZ	11.78	2.80	12.00	0.08	0.00	0.00	0.01	0/7	1/0	19.60	57.93	4
# Included for Epos Evaluation											Bottled & Packaged Beers Total Sales at Selling			414.10	
Ciders & Alco Pops															
BABYCHAM		#	DZ	12.22	1.00	12.00	0.09	0.00	0.00	0.09	0/0	0/5	0.00	-22.20	0
BULMERS NO 17 568ML		#	DZ	17.61	3.50	12.00	1.03	0.00	0.00	0.08	0/7	0/3	24.50	49.69	34
BULMERS ORIGINAL 568ML		#	DZ	14.95	3.50	12.00	2.10	0.00	0.00	1.06	1/4	1/8	56.00	57.29	34
BULMERS PEAR 568ML		#	DZ	17.61	3.50	12.00	1.04	0.00	0.00	1.02	0/2	0/0	7.00	49.69	210
CRABBIES GINGER 500ML		#	DZ	16.79	3.20	12.00	2.01	0.00	0.00	2.00	0/1	1/2	3.20	47.53	720
DIAMOND WHITE		#	DZ	11.13	1.00	12.00	0.07	0.00	0.00	0.04	0/3	0/0	3.00	-11.30	40
KOPPABERG ELDERFLOWER 500M		#	DZ	20.45	3.50	12.00	0.11	0.00	0.00	0.09	0/2	1/2	7.00	41.58	135
KOPPABERG FRUITS 500ML		#	DZ	20.50	3.50	12.00	3.02	0.00	0.00	1.10	1/4	3/5	56.00	41.42	41
KOPPABERG STRAWBERRY		#	DZ	20.45	3.50	12.00	0.01	0.00	0.00	0.01	0/0	0/3	0.00	41.58	0
STOWFORD PRESS CIDER 330ML		#	DZ	14.00	2.00	12.00	0.01	1.00	0.00	0.00	1/1	1/6	26.00	30.00	0
STOWFORDS PRESS CIDER		#	GL	8.18	2.00	8.00	12.00	11.00	0.00	16.00	7.00	9.00	112.00	38.63	69
# Included for Epos Evaluation											Ciders & Alco Pops Total Sales at Selling			294.70	
Minerals															
ABBEY WELL 330		#	DZ	4.95	1.05	12.00	0.07	0.00	0.00	0.04	0/3	0/0	3.15	52.86	40
APPLETISE		#	DZ	7.40	1.90	12.00	2.01	0.00	0.00	0.10	1/3	0/5	28.50	61.05	20
BRITVIC 55		#	DZ	5.96	1.90	12.00	2.02	0.00	0.00	1.08	0/6	0/5	11.40	68.61	100
BRITVIC J20 275ML		#	DZ	6.18	1.90	12.00	12.00	0.00	0.00	9.05	2/7	5/5	58.90	67.45	109
CORDIAL		#	LT	1.03	0.35	10.00	32.20	0.00	0.00	27.50	4.70	4.80	16.45	64.83	176

1 - Product Size

2 - Product Cost Price

3 - Selling Price per Measure

4 - No units from the product

5 - No units in stock at start

6 - Goods received per bar

7 - Goods returned/credited

8 - Stock remaining at close

9 - No units of product sold

10 - Sales expected

11 - Gross Profit % for this product

12 - How long stock will last

Stock Analysis - Alphabetical

Current Stocktake: **09-Dec-2011**

Stocktaker: **Joe Bloggs**

Previous Stocktake: **09-Nov-2011**

Stock Days: **30**

Product	Bin	Epos	1 Unit	2 Cost Price	3 Sell Price	4 Yield	5 Opening Stock	6 Purchase	7 Credit	8 Closing Stock	9 Period Sales	Last Sales	10 Sales at Selling	11 G.P.%	12 Days Stock
Minerals															
FRUIT JUICE 160ML		#	DZ	3.58	1.50	12.00	4.02	0.00	0.00	2.08	1/6	1/9	27.00	76.13	53
FRUIT SHOOT		#	DZ	6.78	1.20	12.00	6.00	0.00	0.00	4.02	1/10	1/0	26.40	43.54	68
MIXERS 160 ML		#	DZ	3.26	1.50	12.00	3.08	0.00	0.00	2.00	1/8	2/9	30.00	78.23	36
PENNINE WATER 330ML		#	DZ	4.95	1.05	12.00	1.08	0.00	0.00	1.01	0/7	0/2	7.35	52.86	56
PENNINE WATER LTR		#	DZ	6.50	2.00	12.00	0.10	0.00	0.00	0.10	0/0	0/0	0.00	67.50	0
PM LEMON WHITES 5+1		#	LT	3.36	1.25	21.00	13.00	0.00	0.00	6.00	7.00	4.50	183.75	84.63	26
PM PEPSI 5+1		#	LT	2.82	1.25	21.00	1.00	12.00	0.00	6.00	7.00	11.00	183.75	87.11	26
PM PEPSI DIET 5+1		#	LT	3.50	1.25	21.00	4.00	12.00	0.00	12.00	4.00	5.00	105.00	83.98	90
RED BULL		#	DZ	9.38	1.70	12.00	6.02	0.00	0.00	3.03	2/11	3/6	59.50	44.85	33
# Included for Epos Evaluation												Minerals Total Sales at Selling		741.15	
Tobacco															
CLAN 25GM		#	EA	1.26	2.00	1.00	5.00	0.00	0.00	5.00	0.00	0.00	0.00	24.40	0
# Included for Epos Evaluation												Tobacco Total Sales at Selling		0.00	
Snacks & Beverages															
RIZLA PAPERS		#	10	0.11	0.30	10.00	5.90	0.00	0.00	5.60	0.30	0.80	0.90	95.60	560
SWAN CIGARETTE PAPERS		#	EA	0.09	0.50	1.00	5.00	0.00	0.00	3.00	2.00	0.00	1.00	78.40	45
# Included for Epos Evaluation												Snacks & Beverages Total Sales at Selling		1.90	
Sundries															
CHILLI NUTS		#	DZ	3.69	0.60	12.00	0.06	1.00	0.00	0.00	1/6	1/3	10.80	38.50	0
CRISPS		#	DZ	3.08	0.60	12.00	0.01	0.00	0.00	0.00	0/1	3/2	0.60	48.75	0
*DRY ROASTED NUTS		#	DZ	3.04	0.80	12.00	0.00	2.00	0.00	0.03	1/9	2/6	16.80	61.94	4
MARS BARS		#	DZ	4.15	0.70	12.00	0.08	0.00	0.00	0.00	0/8	1/5	5.60	40.71	0
*SALTED NUTS 50GM		#	DZ	3.04	0.80	12.00	0.09	2.00	0.00	0.01	2/8	1/6	25.60	61.94	1
# Included for Epos Evaluation												Sundries Total Sales at Selling		59.40	
* Cost price changed during period												Total Sales at Selling		5,290.74	

1 - Product Size

2 - Product Cost Price

3 - Selling Price per Measure

4 - No units from the product

5 - No units in stock at start

6 - Goods received per bar

7 - Goods returned/credited

8 - Stock remaining at close

9 - No units of product sold

10 - Sales expected

11 - Gross Profit % for this product

12 - How long stock will last

PURCHASES - SUMMARY

Current Stocktake: **09-Dec-2011**

Stocktaker: **Joe Bloggs**

Previous Stocktake: **09-Nov-2011**

Stock Days: **30**

Supplier	Purchase Date	Type	Reference	Purchase ID	Value
BOOKERS C & C	12/11/2011	Invoice	0229488	10	£15.87
Total Net Purchases For : BOOKERS C & C					£15.87
HOBSONS BREWERY	10/11/2011	Invoice	99621	8	£69.95
HOBSONS BREWERY	18/11/2011	Invoice	99921	6	£128.90
HOBSONS BREWERY	24/11/2011	Invoice	100075	5	£117.90
HOBSONS BREWERY	01/12/2011	Delivery Note	Unreadable	2	£58.95
HOBSONS BREWERY	08/12/2011	Invoice	100576	1	£69.95
Total Net Purchases For : HOBSONS BREWERY					£445.65
LWC	09/11/2011	Delivery Note	4462629	11	£192.04
LWC	11/11/2011	Delivery Note	3419564	9	£242.18
LWC	18/11/2011	Delivery Note	3425311	7	£330.99
LWC	25/11/2011	Delivery Note	3433485	4	£200.90
LWC	30/11/2011	Delivery Note	3438109	3	£213.38
Total Net Purchases For : LWC					£1,179.49
Total Purchases :					£1,641.01

PURCHASES - DETAILED

Current Stocktake: 09-Dec-2011

Stocktaker: Joe Bloggs

Previous Stocktake: 09-Nov-2011

Stock Days: 30

Supplier: 1 **BOOKERS C & C**

Purchase Date **12/11/2011** Invoice Reference **0229488** Purchase ID 10

Product	Description	Unit	Quantity	Cost	Total
921300	*DRY ROASTED NUTS	DZ	2.00	3.04	£6.09
921600	*SALTED NUTS 50GM	DZ	2.00	3.04	£6.09
910115	CHILLI NUTS	DZ	1.00	3.69	£3.69
* Cost price changed during period				Purchase Total:	£15.87

Total Net Purchases For : BOOKERS C & C

£15.87

Supplier: 1 **HOBSONS BREWERY**

Purchase Date **10/11/2011** Invoice Reference **99621** Purchase ID 8

Product	Description	Unit	Quantity	Cost	Total
401956	HOBSONS TOWN CRIER CASK	GL	9.00	7.77	£69.95
				Purchase Total:	£69.95

Purchase Date **18/11/2011** Invoice Reference **99921** Purchase ID 6

Product	Description	Unit	Quantity	Cost	Total
401956	HOBSONS TOWN CRIER CASK	GL	9.00	7.77	£69.95
401957	HOBSONS TWISTED SPIRE CASI	GL	9.00	6.55	£58.95
				Purchase Total:	£128.90

Purchase Date **24/11/2011** Invoice Reference **100075** Purchase ID 5

Product	Description	Unit	Quantity	Cost	Total
401957	HOBSONS TWISTED SPIRE CASI	GL	18.00	6.55	£117.90
				Purchase Total:	£117.90

Purchase Date **01/12/2011** Delivery Note Reference **Unreadable** Purchase ID 2

Product	Description	Unit	Quantity	Cost	Total
401957	HOBSONS TWISTED SPIRE CASI	GL	9.00	6.55	£58.95
				Purchase Total:	£58.95

Purchase Date **08/12/2011** Invoice Reference **100576** Purchase ID 1

Product	Description	Unit	Quantity	Cost	Total
---------	-------------	------	----------	------	-------

The detailed purchase report will mirror the invoice/delivery notes received and gives 1 - Supplier the stocktaker the opportunity of checking cost prices and reconciling goods in to the 2 - Purchase Date documentation. The report shows

5 - Invoice/Delivery note total
6 - Supplier total
7 - Overall total

PURCHASES - DETAILED

Current Stocktake: 09-Dec-2011

Stocktaker: Joe Bloggs

Previous Stocktake: 09-Nov-2011

Stock Days: 30

Supplier: 1 **HOBSONS BREWERY**

Purchase Date **08/12/2011** Invoice Reference **100576** Purchase ID 1

Product	Description	Unit	Quantity	Cost	Total
401956	HOBSONS TOWN CRIER CASK	GL	9.00	7.77	£69.95
Purchase Total:					£69.95

Total Net Purchases For : HOBSONS BREWERY

£445.65

Supplier: 1 **LWC**

Purchase Date **09/11/2011** Delivery No Reference **4462629** Purchase ID 11

Product	Description	Unit	Quantity	Cost	Total
405202	FOSTERS	GL	22.00	8.73	£192.04
Purchase Total:					£192.04

Purchase Date **11/11/2011** Delivery No Reference **3419564** Purchase ID 9

Product	Description	Unit	Quantity	Cost	Total
510900	NEWCASTLE BROWN ALE	DZ	1.00	16.58	£16.58
500900	BECKS BIER 275ML	DZ	2.00	11.28	£22.56
548520	PERONI NASTRO 330ML	DZ	6.00	11.74	£70.41
640506	STOWFORD PRESS CIDER 330M	DZ	1.00	14.00	£14.00
540251	BECKS ALCOHOL FREE	DZ	2.00	9.04	£18.07
744910	PM PEPSI 5+1	LT	12.00	2.82	£33.83
161250	SMIRNOFF 1.5LT	MG	1.00	23.26	£23.26
152260	JAMESONS 1.5LT	MG	1.00	35.47	£35.47
217600	*COCKBURNS RUBY PORT 75ML	75	1.00	8.00	£8.00
* Cost price changed during period					
Purchase Total:					£242.18

Purchase Date **18/11/2011** Delivery No Reference **3425311** Purchase ID 7

Product	Description	Unit	Quantity	Cost	Total
405202	FOSTERS	GL	11.00	8.73	£96.02
414010	STRONGBOW	GL	11.00	6.84	£75.22
613600	STOWFORDS PRESS CIDER	GL	11.00	8.18	£90.01
548520	PERONI NASTRO 330ML	DZ	4.00	11.74	£46.94
300069	SAUV BLANC VIA ALTA	BT	6.00	3.80	£22.80
Purchase Total:					£330.99

The detailed purchase report will mirror the invoice/delivery notes received and gives 1 - Supplier the stocktaker the opportunity of checking cost prices and reconciling goods in to the 2 - Purchase Date documentation. The report shows

5 - Invoice/Delivery note total
6 - Supplier total
7 - Overall total

3 - Reference
4 - Product listing

PURCHASES - DETAILED

Current Stocktake: **09-Dec-2011**

Stocktaker: **Joe Bloggs**

Previous Stocktake: **09-Nov-2011**

Stock Days: **30**

Supplier: 1 **LWC**

Purchase Date **18/11/2011** Delivery No **Reference 3425311** Purchase ID **7**

Product	Description	Unit	Quantity	Cost	Total
---------	-------------	------	----------	------	-------

Purchase Date **25/11/2011** Delivery No **Reference 3433485** Purchase ID **4**

Product	Description	Unit	Quantity	Cost	Total
510900	NEWCASTLE BROWN ALE	DZ	1.00	16.58	£16.58
360914	SHIRAZ JARRAH WOOD	BT	12.00	5.06	£60.72
345295	PINOT GRIGIO EMOVITO	BT	6.00	5.40	£32.40
301417	MERLOT VIA ALTA	BT	12.00	3.80	£45.60
300069	SAUV BLANC VIA ALTA	BT	12.00	3.80	£45.60
Purchase Total:					£200.90

Purchase Date **30/11/2011** Delivery No **Reference 3438109** Purchase ID **3**

Product	Description	Unit	Quantity	Cost	Total
405202	FOSTERS	GL	11.00	8.73	£96.02
510900	NEWCASTLE BROWN ALE	DZ	1.00	16.58	£16.58
744900	PM PEPSI DIET 5+1	LT	12.00	3.50	£42.05
161250	SMIRNOFF 1.5LT	MG	1.00	23.26	£23.26
152260	JAMESONS 1.5LT	MG	1.00	35.47	£35.47
Purchase Total:					£213.38

Total Net Purchases For : LWC	£1,179.49
--------------------------------------	------------------

Total Purchases :	£1,641.01
--------------------------	------------------

The detailed purchase report will mirror the invoice/delivery notes received and gives 1 - Supplier the stocktaker the opportunity of checking cost prices and reconciling goods in to the 2 - Purchase Date documentation. The report shows

5 - Invoice/Delivery note total
6 - Supplier total
7 - Overall total

3 - Reference
4 - Product listing

CREDIT - SUMMARY

Current Stocktake: **09-Dec-2011**

Stocktaker: **Joe Bloggs**

Previous Stocktake: **09-Nov-2011**

Stock Days: **30**

Supplier	Credit Date	Type	Reference	Credit ID	Value
LWC	08/12/2011	Credit	return	1	£96.02

Total Net Credits For : LWC

£96.02

Total Credits :

£96.02

CREDITS - DETAILED

Current Stocktake: **09-Dec-2011**

Stocktaker: **Joe Bloggs**

Previous Stocktake: **09-Nov-2011**

Stock Days: **30**

Supplier **LWC**

Credit Date **08/12/2011** Credit Reference return Credit ID **1**

Product	Description	Unit	Quantity	Cost	Total
405202	FOSTERS	GL	11.00	8.73	£96.02
					£96.02

Total Net Credits For : LWC

£96.02

Total Credits :

£96.02

Summary Allowance Report

Current Stocktake: **09-Dec-2011**

Stocktaker: **Joe Bloggs**

Previous Stocktake: **09-Nov-2011**

Stock Days: **30**

Allowance	Amount	Wastage
Pipe Cleaning	43.20	p
Pipe Cleaning	43.20	p
Pipe Cleaning	43.20	p
Pipe Cleaning	43.20	p
Bottle Promotions	366.60	..

Total Allowances: £539.40

Wastage: £172.80

Standard: £366.60

Detailed Allowance Report

Current Stocktake: **09-Dec-2011**

Stocktaker: **Joe Bloggs**

Previous Stocktake: **09-Nov-2011**

Stock Days: **30**

Allowance	Amount	Wastage	Explanation
Date: 11/11/2011			
Pipe Cleaning	£43.20	p	Line clean: 3 pints per line @ 3.30+3.10+2.80+2.70+2.50
Days' Total	£43.20		
Date: 18/11/2011			
Pipe Cleaning	£43.20	p	Line clean: 3 pints per line @ 3.30+3.10+2.80+2.70+2.50
Days' Total	£43.20		
Date: 25/11/2011			
Pipe Cleaning	£43.20	p	Line clean: 3 pints per line @ 3.30+3.10+2.80+2.70+2.50
Days' Total	£43.20		
Date: 02/12/2011			
Pipe Cleaning	£43.20	p	Line clean: 3 pints per line @ 3.30+3.10+2.80+2.70+2.50
Days' Total	£43.20		
Date: 15/12/2011			
Bottle Promotions	£366.60	''	£8 wine offer: (£9.95-£8) x 188
Days' Total	£366.60		

Total Allowances:	£539.40	Wastage: £172.80	Standard: £366.60
--------------------------	----------------	-------------------------	--------------------------

EPOS Count Report

Current Stocktake: **09-Dec-2011**

Stocktaker: **Joe Bloggs**

Previous Stocktake: **09-Nov-2011**

Stock Days: **30**

Category	Till Counts					Total Till Units	Actual Units	Total Allowance Units	Variance (Units)	Variance (Value)
	Till 1	Till 2	Till 3	Till 4	Till 5					
Spirits	0.00	0.00	0.00	0.00	0.00	0.00	422.30	0	-422.30	-£826.48
Fortified Wines	0.00	0.00	0.00	0.00	0.00	0.00	6.00	0	-6.00	-£13.80
Table Wines	0.00	0.00	0.00	0.00	0.00	0.00	63.80	0	-63.80	-£634.81
Draught Beer & Lager	0.00	0.00	0.00	0.00	0.00	0.00	836.00	0	-836.00	-£2,304.40
Bottled & Packaged Beers	0.00	0.00	0.00	0.00	0.00	0.00	184.00	0	-184.00	-£414.10
Ciders & Alco Pops	0.00	0.00	0.00	0.00	0.00	0.00	116.00	0	-116.00	-£294.70
Minerals	0.00	0.00	0.00	0.00	0.00	0.00	582.00	0	-582.00	-£741.15
Tobacco	0.00	0.00	0.00	0.00	0.00	0.00	0.00	0	0.00	£0.00
Snacks & Beverages	0.00	0.00	0.00	0.00	0.00	0.00	5.00	0	-5.00	-£1.90
Sundries	0.00	0.00	0.00	0.00	0.00	0.00	80.00	0	-80.00	-£59.40

The detailed "EPOS" cash report shows the difference between product consumption and declared sales.

EPOS Cash Report - Alphabetical

Current Stocktake: **09-Dec-2011**

Stocktaker: **Joe Bloggs**

Previous Stocktake: **09-Nov-2011**

Stock Days: **30**

Product	Bin	Unit	1	Adjustments					2	3	4	5
			Estimated Period Sales	Adjust 1	Adjust 2	Adjust 3	Adjust 4	Adjust 5	Actual Period Sales	VAR +/- £	Variance Unit	Variance Tots
Spirits												
ADVOCAAT WARNINKS		BT	13.65	0.00	0.00	0.00	0.00	0.00	0.00	-13.65	-0.50	-7.00
AMARETTO		70	2.94	0.00	0.00	0.00	0.00	0.00	0.00	-2.94	-0.05	-1.40
ARCHERS SCHNAPPS 1.5LT		MG	12.00	0.00	0.00	0.00	0.00	10.00	0.00	-2.00	-0.02	-1.00
BACARDI 1.5LT		MG	6.00	0.00	0.00	0.00	0.00	0.00	20.00	14.00	0.12	7.00
BAILEYS 1.5LTR		MG	3.90	0.00	0.00	0.00	0.00	0.00	2.60	-1.30	-0.02	-0.50
BELLS WHISKY 1.5LT		MG	0.00	0.00	0.00	0.00	0.00	0.00	7.60	7.60	0.07	4.00
BENEDICTINE		BT	0.00	0.00	0.00	0.00	0.00	0.00	0.00	0.00	0.00	0.00
BLUE CURACAO		50	0.00	0.00	0.00	0.00	0.00	0.00	0.00	0.00	0.00	0.00
BOMBAY SAPHIRE GIN		70	6.72	0.00	0.00	0.00	0.00	0.00	2.40	-4.32	-0.06	-1.80
BULLIET BOURBON 70CL		70	0.00	0.00	0.00	0.00	0.00	0.00	0.00	0.00	0.00	0.00
BUSHMILLS 70CL		BT	26.32	0.00	0.00	0.00	0.00	0.00	25.85	-0.47	-0.01	-0.20
CAPT MORG 1.5LT		MG	0.00	0.00	0.00	0.00	0.00	0.00	0.00	0.00	0.00	0.00
CAPTAIN MORGANS RUM		LT	0.00	0.00	0.00	0.00	0.00	0.00	1.90	1.90	0.03	1.00
CHERRY BRANDY BOLS 50CL		50	0.00	0.00	0.00	0.00	0.00	0.00	0.00	0.00	0.00	0.00
COINTREAU 70CL		70	0.00	0.00	0.00	0.00	0.00	0.00	0.00	0.00	0.00	0.00
COURVOSIER 1.5LT		MG	12.00	0.00	0.00	0.00	0.00	0.00	28.00	16.00	0.13	8.00
CREME DE CASSIS		BT	0.00	0.00	0.00	0.00	0.00	0.00	0.00	0.00	0.00	0.00
CREME DE MENTHE		50	0.00	0.00	0.00	0.00	0.00	0.00	0.00	0.00	0.00	0.00
DRAMBUIE 70CL		70	0.00	0.00	0.00	0.00	0.00	0.00	0.00	0.00	0.00	0.00
FAMOUS GROUSE 1.5LT		MG	22.80	0.00	0.00	0.00	0.00	0.00	38.00	15.20	0.13	8.00
GLEN MORAY		BT	0.00	0.00	0.00	0.00	0.00	0.00	0.00	0.00	0.00	0.00
GLENFIDDICH		70	11.76	0.00	0.00	0.00	0.00	0.00	2.80	-8.96	-0.11	-3.20
GORDONS GIN 1.5LT		MG	11.40	0.00	0.00	0.00	0.00	0.00	0.00	-11.40	-0.10	-6.00
GORDONS GIN 70CL		70	7.98	0.00	0.00	0.00	0.00	0.00	13.30	5.32	0.10	2.80

- 1 - Amount of product used, based on consumed stock
- 2 - Product sold through till
- 3 - Difference between stock and till sales (cash)
- 4 - Difference between stock and till sales (unit)
- 5 - Difference between stock and till sales (tot)

Result subject to information supplied

Copyright ©2011 Stocktake UK Limited.

The detailed "EPOS" cash report shows the difference between product consumption and declared sales.

EPOS Cash Report - Alphabetical

Current Stocktake: **09-Dec-2011**

Stocktaker: **Joe Bloggs**

Previous Stocktake: **09-Nov-2011**

Stock Days: **30**

Product	Bin	Unit	1	Adjustments					2	3	4	5
			Estimated Period Sales	Adjust 1	Adjust 2	Adjust 3	Adjust 4	Adjust 5	Actual Period Sales	VAR +/- £	Variance Unit	Variance Tots
Spirits												
GRAND MARINER		70	0.00	0.00	0.00	0.00	0.00	0.00	0.00	0.00	0.00	0.00
GRENADINE 70CL		70	0.00	0.00	0.00	0.00	0.00	0.00	0.00	0.00	0.00	0.00
HAVANA CLUB		BT	0.00	0.00	0.00	0.00	0.00	0.00	0.00	0.00	0.00	0.00
JACK DANIELS 1.5LT		MG	19.80	0.00	0.00	0.00	0.00	0.00	26.40	6.60	0.05	3.00
JAMES COOK RUM 70CL		70	51.80	0.00	0.00	0.00	0.00	0.00	0.00	-51.80	-1.00	-28.00
JAMESONS 1.5LT		MG	245.10	0.00	0.00	0.00	0.00	0.00	239.40	-5.70	-0.05	-3.00
LAMBS NAVY RUM 70CL		70	0.00	0.00	0.00	0.00	0.00	0.00	0.00	0.00	0.00	0.00
MALIBU		70	13.65	0.00	0.00	0.00	0.00	9.75	0.00	-3.90	-0.07	-2.00
MORGANS SPICED 70CL		70	2.66	0.00	0.00	0.00	0.00	3.80	0.00	1.14	0.02	0.60
PERNOD 70CL		70	0.00	0.00	0.00	0.00	0.00	0.00	0.00	0.00	0.00	0.00
PERNOD LTR		LT	4.00	0.00	0.00	0.00	0.00	0.00	0.00	-4.00	-0.05	-2.00
PIMMS NO 1 70CL		70	16.80	0.00	0.00	0.00	0.00	0.00	10.00	-6.80	-0.12	-3.40
POLSKA CHERRY LIQ 50CL		50	0.00	0.00	0.00	0.00	0.00	0.00	0.00	0.00	0.00	0.00
REMY MARTIN VSOP 70CL		70	15.68	0.00	0.00	0.00	0.00	0.00	0.00	-15.68	-0.20	-5.60
SAMBUCA		70	0.00	0.00	0.00	0.00	0.00	0.00	0.00	0.00	0.00	0.00
SAMBUCA LUXARDO FLAVOURS		BT	1.40	0.00	0.00	0.00	0.00	0.00	2.00	0.60	0.02	0.60
SMIRNOFF 1.5LT		MG	273.60	0.00	0.00	0.00	0.00	0.00	271.70	-1.90	-0.02	-1.00
SOURZ 70CL		70	0.00	0.00	0.00	0.00	0.00	0.00	0.00	0.00	0.00	0.00
SOUTHERN COMFORT 1.5LT		MG	6.30	0.00	0.00	0.00	0.00	0.00	0.00	-6.30	-0.05	-3.00
TANQUERAY GIN 70CL		BT	0.00	0.00	0.00	0.00	0.00	0.00	0.00	0.00	0.00	0.00
TEQUILA SILVER		BT	20.58	0.00	0.00	0.00	0.00	0.00	14.70	-5.88	-0.10	-2.80
TIA MARIA 70CL		70	17.64	0.00	0.00	0.00	0.00	0.00	12.60	-5.04	-0.09	-2.40
			826.48	0.00	0.00	0.00	0.00	23.55	719.25	-83.68		

- 1 - Amount of product used, based on consumed stock
- 2 - Product sold through till
- 3 - Difference between stock and till sales (cash)
- 4 - Difference between stock and till sales (unit)
- 5 - Difference between stock and till sales (tot)

Result subject to information supplied

Copyright ©2011 Stocktake UK Limited.

The detailed "EPOS" cash report shows the difference between product consumption and declared sales.

EPOS Cash Report - Alphabetical

Current Stocktake: **09-Dec-2011**

Stocktaker: **Joe Bloggs**

Previous Stocktake: **09-Nov-2011**

Stock Days: **30**

Product	Bin	Unit	1	Adjustments					2	3	4	5		
			Estimated Period Sales	Adjust 1	Adjust 2	Adjust 3	Adjust 4	Adjust 5	Actual Period Sales	VAR +/- £	Variance Unit	Variance Tots		
Fortified Wines														
COCKBURNS RUBY PORT 75ML	75		13.80									-13.80	-0.40	-6.00
HARVEYS BRISTOL CM	75		0.00	0.00	0.00	0.00	0.00	0.00	0.00	0.00	0.00	0.00	0.00	0.00
KINGS OAK SHERRY	BT		0.00	0.00	0.00	0.00	0.00	0.00	0.00	0.00	0.00	0.00	0.00	0.00
MARTINI BIANCO 1.5LT	MG		0.00	0.00	0.00	0.00	0.00	0.00	0.00	0.00	0.00	0.00	0.00	0.00
MARTINI DRY 1.5LT	MG		0.00	0.00	0.00	0.00	0.00	0.00	0.00	0.00	0.00	0.00	0.00	0.00
MARTINI ROSE	BT		0.00	0.00	0.00	0.00	0.00	0.00	0.00	0.00	0.00	0.00	0.00	0.00
MARTINI ROSSO 1.5LT	MG		0.00	0.00	0.00	0.00	0.00	0.00	0.00	5.10	5.10	0.07	2.00	
PORT	75		0.00	0.00	0.00	0.00	0.00	0.00	0.00	0.00	0.00	0.00	0.00	0.00
			13.80	0.00	0.00	0.00	0.00	0.00	0.00	5.10	-8.70			

- 1 - Amount of product used, based on consumed stock
- 2 - Product sold through till
- 3 - Difference between stock and till sales (cash)
- 4 - Difference between stock and till sales (unit)
- 5 - Difference between stock and till sales (tot)

Result subject to information supplied

Copyright ©2011 Stocktake UK Limited.

The detailed "EPOS" cash report shows the difference between product consumption and declared sales.

EPOS Cash Report - Alphabetical

Current Stocktake: **09-Dec-2011**

Stocktaker: **Joe Bloggs**

Previous Stocktake: **09-Nov-2011**

Stock Days: **30**

Product	Bin	Unit	1	Adjustments					2	3	4	5
			Estimated Period Sales	Adjust 1	Adjust 2	Adjust 3	Adjust 4	Adjust 5	Actual Period Sales	VAR +/- £	Variance Unit	Variance Tots
Table Wines												
ALBALI RESERVE 75CL		BT	0.00	0.00	0.00	0.00	0.00	0.00	0.00	0.00	0.00	0.00
CANARD DUCHENE		BT	0.00	0.00	0.00	0.00	0.00	0.00	0.00	0.00	0.00	0.00
CAVA		EA	0.00	0.00	0.00	0.00	0.00	0.00	0.00	0.00	0.00	0.00
CHAUMET		BT	0.00	0.00	0.00	0.00	0.00	0.00	0.00	0.00	0.00	0.00
CONCORDIA RESERVA		BT	0.00	0.00	0.00	0.00	0.00	0.00	0.00	0.00	0.00	0.00
ECHO FALLS SPK 75CL		BT	0.00	0.00	0.00	0.00	0.00	0.00	0.00	0.00	0.00	0.00
ELEMENTOS SHIRAZ/MALBEC		BT	0.00	0.00	0.00	0.00	0.00	0.00	0.00	0.00	0.00	0.00
HARDYS PINOT NOIR SPKL 75CL		BT	0.00	0.00	0.00	0.00	0.00	0.00	0.00	0.00	0.00	0.00
HARDYS ROSE 75CL		BT	2.98	0.00	0.00	0.00	0.00	0.00	0.00	-2.98	-0.30	-0.30
LAMBRUSCO		BT	0.00	0.00	0.00	0.00	0.00	0.00	0.00	0.00	0.00	0.00
LIEBFRAUMILCH		BT	0.00	0.00	0.00	0.00	0.00	0.00	0.00	0.00	0.00	0.00
LINDAUER BRUT		BT	0.00	0.00	0.00	0.00	0.00	0.00	0.00	0.00	0.00	0.00
LOUIS PERDRIER NV		BT	0.00	0.00	0.00	0.00	0.00	0.00	0.00	0.00	0.00	0.00
MERLOT VIA ALTA		BT	138.30	0.00	0.00	98.75	14.70	54.00	0.00	29.14	2.93	2.93
MOSCATO SPUMANTE		BT	0.00	0.00	0.00	0.00	0.00	0.00	0.00	0.00	0.00	0.00
PINOT GRIGIO ARAZZO		BT	0.00	0.00	0.00	0.00	0.00	0.00	0.00	0.00	0.00	0.00
PINOT GRIGIO EMOVITO		BT	139.30	0.00	0.00	0.00	9.00	138.25	16.80	24.75	2.49	2.49
PROSECCO		BT	0.00	0.00	0.00	0.00	0.00	0.00	0.00	0.00	0.00	0.00
ROSE AL FRESCO		BT	0.00	0.00	0.00	0.00	0.00	0.00	0.00	0.00	0.00	0.00
ROSE EL MURO		BT	49.75	0.00	0.00	0.00	0.00	9.95	39.50	-0.30	-0.03	-0.03
SAUV BLANC VIA ALTA		BT	108.95	0.00	0.00	19.90	18.00	10.50	82.95	22.40	2.25	2.25
SHIRAZ JARRAH WOOD		BT	195.52	15.30	75.05	82.95	4.20	15.00	9.95	6.93	0.70	0.70
VIIGNER-PATRIARCHE		BT	0.00	0.00	0.00	0.00	0.00	0.00	0.00	0.00	0.00	0.00
			634.81	15.30	75.05	201.60	45.90	227.70	149.20	79.94		

- 1 - Amount of product used, based on consumed stock
- 2 - Product sold through till
- 3 - Difference between stock and till sales (cash)
- 4 - Difference between stock and till sales (unit)
- 5 - Difference between stock and till sales (tot)

Result subject to information supplied

Copyright ©2011 Stocktake UK Limited.

The detailed "EPOS" cash report shows the difference between product consumption and declared sales.

EPOS Cash Report - Alphabetical

Current Stocktake: **09-Dec-2011**

Stocktaker: **Joe Bloggs**

Previous Stocktake: **09-Nov-2011**

Stock Days: **30**

Product	Bin	Unit	1	Adjustments					2	3	4	5
			Estimated Period Sales	Adjust 1	Adjust 2	Adjust 3	Adjust 4	Adjust 5	Actual Period Sales	VAR +/- £	Variance Unit	Variance Tots
Draught Beer & Lager												
BANKS SMOOTH KEG		GL	44.80	0.00	0.00	0.00	0.00	0.00	0.00	-44.80	-2.00	-16.00
FOSTERS		GL	644.80	0.00	0.00	0.00	0.00	35.65	595.20	-13.95	-0.56	-4.50
HOBSONS TOWN CRIER CASK		GL	626.40	0.00	0.00	0.00	0.00	12.15	491.40	-122.85	-5.69	-45.50
HOBSONS TWISTED SPIRE CASH C		GL	830.00	0.00	0.00	0.00	0.00	24.70	629.20	-176.10	-8.80	-70.44
STRONGBOW		GL	158.40	0.00	0.00	0.00	0.00	0.00	132.00	-26.40	-1.00	-8.00
			2,304.40	0.00	0.00	0.00	0.00	72.50	1,847.80	-384.10		
Bottled & Packaged Beers												
BECKS ALCOHOL FREE		DZ	22.50	0.00	0.00	0.00	0.00	0.00	22.50	0.00	0.00	0.00
BECKS BIER 275ML		DZ	5.60	0.00	0.00	0.00	0.00	0.00	2.80	-2.80	-0.08	-1.00
BUDWEISER 330ML		DZ	19.60	0.00	0.00	0.00	0.00	0.00	19.60	0.00	0.00	0.00
KALIBER		DZ	0.00	0.00	0.00	0.00	0.00	0.00	0.00	0.00	0.00	0.00
NEWCASTLE BROWN ALE		DZ	108.80	0.00	0.00	0.00	0.00	0.00	121.60	12.80	0.33	4.00
PERONI NASTRO 330ML		DZ	238.00	0.00	0.00	0.00	0.00	0.00	220.00	-18.00	-0.75	-9.00
WKD		DZ	19.60	0.00	0.00	0.00	0.00	0.00	19.60	0.00	0.00	0.00
			414.10	0.00	0.00	0.00	0.00	0.00	406.10	-8.00		

- 1 - Amount of product used, based on consumed stock
- 2 - Product sold through till
- 3 - Difference between stock and till sales (cash)
- 4 - Difference between stock and till sales (unit)
- 5 - Difference between stock and till sales (tot)

Result subject to information supplied

Copyright ©2011 Stocktake UK Limited.

The detailed "EPOS" cash report shows the difference between product consumption and declared sales.

EPOS Cash Report - Alphabetical

Current Stocktake: **09-Dec-2011**

Stocktaker: **Joe Bloggs**

Previous Stocktake: **09-Nov-2011**

Stock Days: **30**

Product	Bin	Unit	1	Adjustments					2	3	4	5
			Estimated Period Sales	Adjust 1	Adjust 2	Adjust 3	Adjust 4	Adjust 5	Actual Period Sales	VAR +/- £	Variance Unit	Variance Tots
Ciders & Alco Pops												
BABYCHAM		DZ	0.00	0.00	0.00	0.00	0.00	0.00	0.00	0.00	0.00	0.00
BULMERS NO 17 568ML		DZ	24.50	0.00	0.00	0.00	0.00	0.00	17.50	-7.00	-0.17	-2.00
BULMERS ORIGINAL 568ML		DZ	56.00	0.00	0.00	0.00	0.00	0.00	56.00	0.00	0.00	0.00
BULMERS PEAR 568ML		DZ	7.00	0.00	0.00	0.00	0.00	0.00	10.50	3.50	0.08	1.00
CRABBIES GINGER 500ML		DZ	3.20	0.00	0.00	0.00	0.00	0.00	3.20	0.00	0.00	0.00
DIAMOND WHITE		DZ	3.00	0.00	0.00	0.00	0.00	0.00	3.00	0.00	0.00	0.00
KOPPABERG ELDERFLOWER 500M		DZ	7.00	0.00	0.00	0.00	0.00	0.00	7.00	0.00	0.00	0.00
KOPPABERG FRUITS 500ML		DZ	56.00	0.00	0.00	0.00	0.00	0.00	105.00	49.00	1.17	14.00
KOPPABERG STRAWBERRY		DZ	0.00	0.00	0.00	0.00	0.00	0.00	0.00	0.00	0.00	0.00
STOWFORD PRESS CIDER 330ML		DZ	26.00	0.00	0.00	0.00	0.00	0.00	26.00	0.00	0.00	0.00
STOWFORDS PRESS CIDER		GL	112.00	0.00	0.00	0.00	0.00	0.00	126.00	14.00	0.88	7.00
			294.70	0.00	0.00	0.00	0.00	0.00	354.20	59.50		

- 1 - Amount of product used, based on consumed stock
- 2 - Product sold through till
- 3 - Difference between stock and till sales (cash)
- 4 - Difference between stock and till sales (unit)
- 5 - Difference between stock and till sales (tot)

Result subject to information supplied

Copyright ©2011 Stocktake UK Limited.

The detailed "EPOS" cash report shows the difference between product consumption and declared sales.

EPOS Cash Report - Alphabetical

Current Stocktake: **09-Dec-2011**

Stocktaker: **Joe Bloggs**

Previous Stocktake: **09-Nov-2011**

Stock Days: **30**

Product	Bin	Unit	1	Adjustments					2	3	4	5
			Estimated Period Sales	Adjust 1	Adjust 2	Adjust 3	Adjust 4	Adjust 5	Actual Period Sales	VAR +/- £	Variance Unit	Variance Tots
Minerals												
ABBEY WELL 330		DZ	3.15	0.00	0.00	0.00	0.00	0.00	0.00	-3.15	-0.25	-3.00
APPLETISE		DZ	28.50	13.30	0.00	0.00	0.00	0.00	0.00	-15.20	-0.67	-8.00
BRITVIC 55		DZ	11.40	0.00	0.00	0.00	0.00	0.00	9.50	-1.90	-0.08	-1.00
BRITVIC J20 275ML		DZ	58.90	0.00	0.00	0.00	0.00	0.00	83.60	24.70	1.08	13.00
CORDIAL		LT	16.45	0.00	0.00	0.00	0.00	68.00	6.50	58.05	16.59	165.86
FRUIT JUICE 160ML		DZ	27.00	0.00	0.00	0.00	0.00	0.00	18.00	-9.00	-0.50	-6.00
FRUIT SHOOT		DZ	26.40	0.00	0.00	0.00	0.00	0.00	9.60	-16.80	-1.17	-14.00
MIXERS 160 ML		DZ	30.00	0.00	0.00	0.00	0.00	0.00	40.50	10.50	0.58	7.00
PENNINE WATER 330ML		DZ	7.35	0.00	0.00	0.00	0.00	0.00	0.00	-7.35	-0.58	-7.00
PENNINE WATER LTR		DZ	0.00	0.00	0.00	0.00	0.00	0.00	0.00	0.00	0.00	0.00
PM LEMON WHITES 5+1		LT	183.75	0.00	0.00	0.00	0.00	0.00	66.25	-117.50	-4.48	-94.00
PM PEPSI 5+1		LT	183.75	0.00	0.00	0.00	0.00	0.00	205.00	21.25	0.81	17.00
PM PEPSI DIET 5+1		LT	105.00	0.00	0.00	0.00	0.00	0.00	165.00	60.00	2.29	48.00
RED BULL		DZ	59.50	0.00	0.00	0.00	0.00	0.00	56.10	-3.40	-0.17	-2.00
			741.15	13.30	0.00	0.00	0.00	68.00	660.05	0.20		
Tobacco												
CLAN 25GM		EA	0.00	0.00	0.00	0.00	0.00	0.00	0.00	0.00	0.00	0.00
			0.00	0.00	0.00	0.00	0.00	0.00	0.00	0.00		
Snacks & Beverages												
RIZLA PAPERS		10	0.90	0.00	0.00	0.00	0.00	0.00	0.90	0.00	0.00	0.00
SWAN CIGARETTE PAPERS		EA	1.00	0.00	0.00	0.00	0.00	0.00	1.80	0.80	1.60	1.60
			1.90	0.00	0.00	0.00	0.00	0.00	2.70	0.80		

- 1 - Amount of product used, based on consumed stock
- 2 - Product sold through till
- 3 - Difference between stock and till sales (cash)
- 4 - Difference between stock and till sales (unit)
- 5 - Difference between stock and till sales (tot)

Result subject to information supplied

Copyright ©2011 Stocktake UK Limited.

The detailed "EPOS" cash report shows the difference between product consumption and declared sales.

EPOS Cash Report - Alphabetical

Current Stocktake: **09-Dec-2011**

Stocktaker: **Joe Bloggs**

Previous Stocktake: **09-Nov-2011**

Stock Days: **30**

Product	Bin	Unit	1	Adjustments					2	3	4	5
			Estimated Period Sales	Adjust 1	Adjust 2	Adjust 3	Adjust 4	Adjust 5	Actual Period Sales	VAR +/- £	Variance Unit	Variance Tots
Sundries												
CHILLI NUTS		DZ	10.80	0.00	0.00	0.00	0.00	10.80	0.00	0.00	0.00	0.00
CRISPS		DZ	0.60	0.00	0.00	0.00	0.00	0.00	0.00	-0.60	-0.08	-1.00
DRY ROASTED NUTS		DZ	16.80	0.00	0.00	0.00	0.00	0.00	18.40	1.60	0.17	2.00
MARS BARS		DZ	5.60	0.00	0.00	0.00	0.00	0.00	5.60	0.00	0.00	0.00
SALTED NUTS 50GM		DZ	25.60	0.00	0.00	0.00	0.00	0.00	24.00	-1.60	-0.17	-2.00
			59.40	0.00	0.00	0.00	0.00	10.80	48.00	-0.60		
Total			5,290.74	28.60	75.05	201.60	45.90	402.55	4,192.40	-344.64		

- 1 - Amount of product used, based on consumed stock
 2 - Product sold through till
 3 - Difference between stock and till sales (cash)
 4 - Difference between stock and till sales (unit)
 5 - Difference between stock and till sales (tot)

Result subject to information supplied

Copyright ©2011 Stocktake UK Limited.

Takings Report

Current Stocktake: **09-Dec-2011**

Stocktaker: **Joe Bloggs**

Previous Stocktake: **09-Nov-2011**

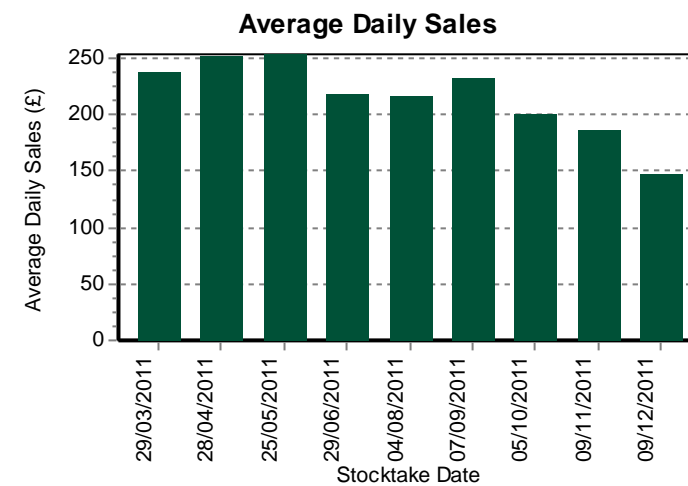
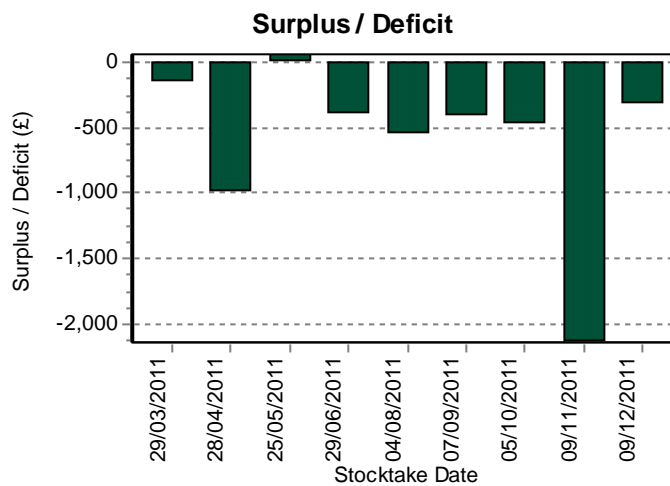
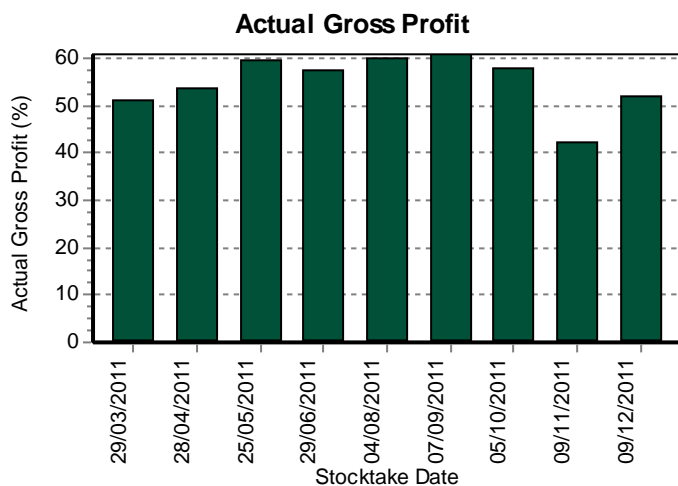
Stock Days: **30**

<u>Date</u>	<u>Takings 1</u>	<u>Total</u>
09/11/2011	52.80	52.80
10/11/2011	46.35	46.35
11/11/2011	218.50	218.50
12/11/2011	121.50	121.50
13/11/2011	77.65	77.65
14/11/2011	120.40	120.40
15/11/2011	88.65	88.65
16/11/2011	61.70	61.70
17/11/2011	41.55	41.55
18/11/2011	160.00	160.00
19/11/2011	289.60	289.60
20/11/2011	172.30	172.30
21/11/2011	152.80	152.80
22/11/2011	181.65	181.65
23/11/2011	135.60	135.60
24/11/2011	161.30	161.30
25/11/2011	352.65	352.65
26/11/2011	304.10	304.10
27/11/2011	90.95	90.95
28/11/2011	50.30	50.30
29/11/2011	100.00	100.00
30/11/2011	42.25	42.25
01/12/2011	76.00	76.00
02/12/2011	252.40	252.40
03/12/2011	521.45	521.45
04/12/2011	94.70	94.70
05/12/2011	137.70	137.70
06/12/2011	190.20	190.20
07/12/2011	28.40	28.40
08/12/2011	101.70	101.70
09/12/2011	0.00	0.00

<u>Date</u>	<u>Takings 1</u>	<u>Total</u>
Totals:	£4,425.15	
Total Takings: £4,425.15		

History Summary Report

Stock Date	Stock Days	Est Receipts Excl. VAT	Cons at Cost Excl. VAT	Estimated Gross Profit	Estimated Gross Profit %	Act Receipts Excl. VAT	Cons at Cost Excl. VAT	Actual Gross Profit	Actual Gross Profit %	Stock Yield %	Surplus / Deficit	Total Allowances	Allowance % Sales	Average Daily Sales
29/03/2011	39	7,866.79	3,781.44	4,085.35	51.93 %	7,739.38	3,781.44	3,957.93	51.14 %	92.51 %	-152.90	598.50	6.44	238.13
28/04/2011	30	7,110.89	2,903.22	4,207.67	59.17 %	6,285.02	2,903.22	3,381.80	53.81 %	83.80 %	-991.04	467.30	6.20	251.40
25/05/2011	27	5,656.69	2,309.66	3,347.04	59.17 %	5,702.08	2,309.66	3,392.43	59.49 %	98.34 %	54.47	306.00	4.47	253.43
29/06/2011	35	6,844.95	2,772.40	4,072.56	59.50 %	6,509.53	2,772.40	3,737.14	57.41 %	88.78 %	-394.12	705.00	9.22	218.53
04/08/2011	36	7,113.98	2,665.84	4,448.14	62.53 %	6,638.17	2,665.84	3,972.33	59.84 %	93.31 %	-559.08	0.00	0.00	216.66
07/09/2011	34	7,091.81	2,637.40	4,454.41	62.81 %	6,733.70	2,637.40	4,096.30	60.83 %	94.95 %	-420.78	0.00	0.00	232.71
05/10/2011	28	5,176.51	2,007.37	3,169.14	61.22 %	4,772.34	2,007.37	2,764.97	57.94 %	92.19 %	-474.90	0.00	0.00	200.27
09/11/2011	35	7,182.94	3,125.53	4,057.41	56.49 %	5,406.88	3,125.53	2,281.35	42.19 %	75.27 %	-2,131.27	0.00	0.00	185.38
09/12/2011	30	3,959.45	1,771.61	2,187.84	55.26 %	3,687.63	1,771.61	1,916.02	51.96 %	83.64 %	-326.19	539.40	12.19	147.50
	294	58,004.01	23,974.46	34,029.55	58.67 %	53,474.72	23,974.46	29,500.25	55.17 %	89.17 %	-5,395.82	2,616.20	4.08	218.26



Stocktake UK Limited

Stocktake UK Limited

The Water Mill Park
Broughton Hall
Skipton
North Yorkshire
BD23 3AG



Report

Sample Presentation
Sample Financial Summary Standard
Sample Stock Analysis
Sample Purchases Category Summary
Sample Credits Summary
Sample Allowances Detailed
Sample Takings
Sample History Summary

Page

2
3
4
9
11
12

PRIVATE & CONFIDENTIAL

Stock Report

Current Stocktake 10/12/11

Presented by:-

T 0870 903 8880
E Info@StocktakeUK.co.uk
W www.stocktakeuk.co.uk

The Water Mill Park
Broughton Hall
Skipton
North Yorkshire
BD23 3AG

This is a sample stock report, for illustrative purposes only.
If you have any queries please contact the stocktaker detailed,
or Stocktake UK Head Office on 0870 903 8880/info@stocktakeuk.co.uk

Copyright ©2011 Stocktake UK Limited.
Result subject to information supplied



Food Financial Summary

Current Stocktake: **10-Dec-2011**

Stocktaker:

Previous Stocktake: **10-Nov-2011**

Stock Days: **30**

Stocktake UK Limited
Stocktaking By:
Stocktake UK Limited
 The Water Mill Park
 Broughton Hall
 Skipton
 North Yorkshire
 BD23 3AG

Tel: 0870 903 8880

Stocktaker Comment

M hughs 8/11/11 £42.57 and Woodwards 09/11/11 £510.47 not presented on last stock so charged to this stock.
 This has reduced the Gp% by 5.84%
 Also £72 at cost of fish thrown away by chef today and 149 staff meals recorded as given away in this stock period. combined cost is £262.55 or 4.15% on Gp. Can we afford this??
 Should we offer this at cost, say £2.50 staff meal

Opening Stock Value	£4,758.22	Consumption Less Allowances	£3,492.75
Purchases by Invoice	£4,301.26 ¹	Actual Receipts Incl. VAT ⁴	£10,501.24
Purchases by Item		VAT on Receipts	£1,750.21
Credits	£24.72	Actual Receipts Excl. VAT	£8,751.03
Closing Stock Value	£4,175.06 ²		
Consumption at Cost	£4,859.70	Actual Gross Profit Without Allowances	£3,891.34 44.47 %

Less Allowances

Total Wastage Allowances	£326.00
Total Standard Allowances	£1,040.95
	£1,366.95 ³

Allowance as % of Consumption	28.13 %
Allowance as % of Receipts	15.62 %

Actual Gross Profit With Allowances	⁵ £5,258.29 60.09 %
--------------------------------------------	-------------------------------------------------

* All values are Excl. VAT unless stated.

Days Stockholding	25.8
-------------------	------



Food Stock Analysis

Current Stocktake: **10-Dec-2011**

Stocktaker:

Previous Stocktake: **10-Nov-2011**

Stock Days: **30**

Product	Unit	1 Last Cost	2 Opening Stock	Opening Value	3 Current Cost	4 Closing Stock	Closing Value	Product	Unit	Last Cost	Opening Stock	Opening Value	Current Cost	Closing Stock	Closing Value	
Category :								Category : BREAD								
CUSTARD POWDER 3KG	BAG	8.40	1.00	8.40	8.40	1.00	8.40	£56.76								
FOOD COST	EA	1.00	133.00	133.00	1.00	353.00	353.00									£39.04
				£141.40	£361.40				Category : DRY GOODS							
Category : BEVERAGES								APRICOTS PKT								
BUSCUITS X100 BOX	X100	13.03	5.80	75.57	13.03	3.90	50.82	3 KG	4.52	0.10	0.45	4.52	1.00	4.52		
CAPPUCCINO TOPPING PKT	KG	3.16	19.00	60.04	3.16	9.00	28.44	BAKING POWDER BAG	710G	2.68	0.80	2.14	2.68	2.00	5.36	
COFFEE FREEZE DRIED PKT	300G	2.10	20.00	42.00	2.10	18.00	37.80	BALSAMIC VINEGAR BOT	500	2.78	0.30	0.83	2.78	1.00	2.78	
COFFEE BEANS PKT	KG	5.25	6.00	31.50	5.25	0.00	0.00	BICARDONATE BAG	900G	4.50	1.00	4.50	4.50	0.00	0.00	
DRINKING CHOCOLATE PKT	KG	3.99	14.00	55.86	3.99	4.20	16.76	BOUILLION (ALL) TUB	1 KG	13.99	7.70	107.72	13.99	9.20	128.71	
JUICE CARTON	LTR	0.82	71.00	58.22	0.82	80.00	65.60	BRANDY SAUCE LTR	LTR	2.04	10.00	20.40	2.04	10.00	20.40	
NESCAFE 750G TIN	750G	16.49	5.50	90.69	16.49	13.65	225.09	BRANDY SNAP BASKETS PKT	PKT	1.82	1.10	2.00	1.82	1.60	2.91	
NESCAFE STICKS X200 BOX	X200	12.80	3.30	42.24	12.80	2.90	37.12	BREAD MIX BAG	3.5	10.13	3.00	30.39	10.13	4.00	40.52	
SUGAR X1000 BOX	X100	4.75	4.10	19.47	4.75	2.50	11.88	CAPERS JAR	2.4	13.85	0.20	2.77	13.85	0.00	0.00	
TEA BAGS X1100 BAG	X110	8.97	2.10	18.84	8.97	1.00	8.97	CEREAL BOXES X40 BOX	X40	9.68	6.80	65.82	9.68	15.10	146.17	
TEA BAGS X250 BOX	X250	8.99	3.80	34.16	8.99	2.60	23.37	CHEESE BISCUITS BOX	900G	4.99	3.40	16.97	4.99	3.00	14.97	
TWININGS CAMOMILE BOX	EACH	1.11	12.00	13.32	1.11	12.00	13.32	CHOCOLATE MILK BLOCK	3 KG	11.31	0.00	0.00	11.31	0.00	0.00	
TWININGS EARL GREY BOX	EACH	2.67	6.00	16.02	2.67	9.00	24.03	CHOCOLATE MINTS BOX	X155	8.11	0.00	0.00	8.11	0.00	0.00	
TWININGS SPECIAL TEAS BOX	EACH	1.25	7.30	9.13	1.25	7.00	8.75	CHOCOLATE WHITE BLOCK	3 KG	12.10	0.00	0.00	12.10	0.00	0.00	
				£567.07	£551.94				COCO TIN	1.5K	19.01	2.10	39.92	19.01	0.30	5.70
Category : BREAD								COOKING BRANDY 3 LTR BOX								
BAGUETTE X40 BOX X40	EACH	0.15	68.00	10.20	0.15	3.20	0.48	COOKING WINE 9 LTR BOX	9 LT	17.53	1.60	28.05	17.53	1.20	21.04	
BAPS 5" PKT X8	PKT	1.31	13.00	17.03	1.31	6.00	7.86	COUS COUS PKT	1 KG	2.82	0.30	0.85	2.82	2.00	5.64	
BLOOMER BROWN EACH	EACH	1.16	6.00	6.96	1.16	5.00	5.80	CRISPS PACKET	BAG	0.10	165.00	16.50	0.10	0.00	0.00	
BLOOMER OLIVE EACH	EACH	1.62	7.00	11.34	1.62	5.00	8.10	CRUMBLE MIX BAG	3.5	7.60	0.00	0.00	7.60	0.00	0.00	
BLOOMER WHITE EACH	EACH	1.14	7.50	8.55	1.14	10.00	11.40	CURRENTS BAG	3 KG	6.50	0.30	1.95	6.50	0.30	1.95	
CIABATTA EACH	EACH	0.35	0.00	0.00	0.35	0.00	0.00	DESERT SAUCES BOT	500G	2.11	13.00	27.43	2.11	9.00	18.99	
LARGE CIOBATTA EACH	EACH	1.31	0.00	0.00	1.31	0.00	0.00	DRY ROAST NUTS	DZ	4.00	0.00	0.00	4.00	0.00	0.00	
NAN BREAD EACH	EACH	0.18	14.00	2.52	0.18	30.00	5.40	FERMIPAN RED PKT	500G	5.00	0.00	0.00	5.00	0.00	0.00	
PANINI BOX X30	EACH	0.26	0.60	0.16	0.26	0.00	0.00	FLOUR SELF R BAG	3 KG	3.86	4.10	15.83	3.86	4.00	15.44	
								GELATINE BOX								
								GHERKINS JAR								
								GRAVEY BROWNING PKT								

Food Stock Analysis

Current Stocktake: **10-Dec-2011**

Stocktaker:

Previous Stocktake: **10-Nov-2011**

Stock Days: **30**

Product	Unit	1	2	Opening Value	3	4	Closing Value	Product	Unit	Last Cost	Opening Stock	Opening Value	Current Cost	Closing Stock	Closing Value
		Last Cost	Opening Stock		Current Cost	Closing Stock									
Category : DRY GOODS								Category : DRY GOODS							
HERBS AND SPICES TUB	TUB	3.78	15.70	59.35	3.78	10.60	40.07	SAUCES MADRAS TUB	1.1	11.10	1.50	16.65	11.10	0.00	0.00
HONEY TUB	680G	3.65	3.70	13.51	3.65	2.00	7.30	SAUCES MANGO CHUTNEY TUI	2.6	9.80	1.50	14.70	9.80	1.00	9.80
KU-LI BOT	475G	2.17	14.00	30.38	2.17	12.00	26.04	SAUCES MINT TUB	2 LT	4.79	0.40	1.92	4.79	1.00	4.79
LASAGNE PKT	3 KG	13.38	1.10	14.72	13.38	1.00	13.38	SAUCES MUSTARD DIJON TUB	2 LT	7.85	1.50	11.77	7.85	2.00	15.70
LINGUINE PKT	3 KG	6.60	0.80	5.28	6.60	1.00	6.60	SAUCES MUSTARD ENGLISH TI	2 LT	7.90	0.60	4.74	7.90	0.80	6.32
MAYONASE 10 LTR TUB	10 L	8.80	1.30	11.44	8.80	1.50	13.20	SAUCES MUSTARD WHOLE GR	2 LT	7.22	0.90	6.50	7.22	0.90	6.50
NOODLE BOX	3 KG	10.55	0.50	5.28	10.55	0.00	0.00	SAUCES SOY TUB	1 LT	3.41	1.00	3.41	3.41	0.00	0.00
OATS BAG	2 KG	3.21	1.00	3.21	3.21	1.30	4.17	SAUCES THAI GREEN CURRY T	850G	9.93	0.00	0.00	9.93	1.00	9.93
OIL 20 LTR TUB	20 L	23.00	4.80	110.40	23.00	0.00	0.00	SAUCES TIKKA TUB	1.1	10.85	1.00	10.85	10.85	2.00	21.70
OLIVE OIL TUB	5 LT	19.05	1.30	24.77	19.05	1.30	24.76	SAUCES TOMATO TUB	2.15	5.12	0.00	0.00	5.12	0.00	0.00
PENNE PASTA PKT	3 GK	4.60	1.30	5.98	4.60	0.80	3.68	SAUCES MUSTARD FRENCH TL	2 LT	7.61	0.00	0.00	7.61	0.00	0.00
PINE KERNELS BAG	1 KG	17.39	0.00	0.00	17.39	0.00	0.00	SAUCES WORCESTER TUB	2 LT	9.09	0.90	8.18	9.09	0.80	7.27
POPPADOM PKT	1 KG	10.48	1.60	16.77	10.48	1.00	10.48	SCONE MIX BAG	3.5	8.30	0.00	0.00	8.30	0.00	0.00
PRESERVES BOX	X96	5.50	5.70	31.35	5.50	7.30	40.15	SHREDDED SUET PKT	2 KG	4.12	0.80	3.30	4.12	1.00	4.12
RED WINE VINEGAR BOX	2 LT	4.64	0.60	2.78	4.64	0.00	0.00	STUFFING MIX PKT	3 KG	4.08	1.80	7.34	4.08	0.30	1.22
RICE ARBORIA PKT	1 KG	2.29	0.00	0.00	2.29	0.00	0.00	SUGAR CASTER BAG	2 KG	2.84	0.50	1.42	2.84	1.00	2.84
RICE BASMATI PKT	5 KG	27.43	2.00	54.86	27.43	1.30	35.66	SUGAR DEMERARA BAG	3 KG	5.32	1.60	8.51	5.32	2.00	10.64
SALLT X2000 BOX	X200	3.49	0.00	0.00	3.49	0.00	0.00	SUGAR GRANULATED 25KG SA	25 K	20.74	1.10	22.81	20.74	0.10	2.07
SALT 6KG TUB	6 KG	3.04	0.60	1.82	3.04	0.70	2.13	TORTILLA CHIPS PKT	500G	1.20	11.20	13.44	1.20	8.00	9.60
SALTANAS BAG	KG	2.50	0.40	1.00	2.50	0.00	0.00	VANILLA ESSENCE BOT	500	2.69	0.00	0.00	2.69	0.00	0.00
SALTED NUTS	DZ	4.00	1.04	5.33	4.00	0.00	0.00	VINEGAR TUB	5 LT	3.29	0.50	1.65	3.29	0.30	0.99
SAUCES APPLE	TUB	5.60	1.30	7.28	5.60	0.00	0.00	WHITE WINE VINEGAR BOX	2 LT	5.05	1.70	8.58	5.05	1.00	5.05
SAUCES BBQ TUB	2 LT	6.46	0.00	0.00	6.46	0.20	1.29	£1,083.61	£994.09						
SAUCES BOX X200 BOX	X200	7.41	6.10	45.20	7.41	4.60	34.09	Category : DAIRY							
SAUCES BRANSTON TUB	2.55	7.93	0.40	3.17	7.93	1.00	7.93	BRIE WHEEL WHEEL	KG	4.75	2.00	9.50	4.75	1.50	7.12
SAUCES BROWN BOT SML BOT	255G	0.73	0.00	0.00	0.73	79.00	57.67	BUTTER BLOCK BLOCK	250G	0.93	36.00	33.48	0.93	30.00	27.90
SAUCES CAESAR DRESSING TI	2.15	4.59	4.60	21.11	4.59	3.10	14.23	CHEADER PKT	KG	4.99	8.10	40.42	4.99	5.00	24.95
SAUCES CRANBERRY TUB	2.5	8.91	2.20	19.60	8.91	2.00	17.82	CREAM CHEESE PKT	2KG	6.95	0.00	0.00	6.95	0.40	2.78
SAUCES FRENCH DRESSING TI	2.27	6.04	1.40	8.46	6.04	3.70	22.35	CREAM WHIPPED TUB	2 LT	4.95	5.00	24.75	4.95	2.00	9.90
SAUCES HOI SIN TUB	1 LT	4.16	0.00	0.00	4.16	0.00	0.00	CUSTARD CARTON	LTR	2.30	8.00	18.40	2.30	13.00	29.90
SAUCES HORSERADISH TUB	2 LT	4.42	1.30	5.75	4.42	2.00	8.84								

Food Stock Analysis

Current Stocktake: **10-Dec-2011**

Stocktaker:

Previous Stocktake: **10-Nov-2011**

Stock Days: **30**

Product	Unit	1 Last Cost	2 Opening Stock	Opening Value	3 Current Cost	4 Closing Stock	Closing Value	Product	Unit	Last Cost	Opening Stock	Opening Value	Current Cost	Closing Stock	Closing Value				
Category : DAIRY								Category : FRUIT & VEG											
EGGS DOZ	DOZ	1.18	0.00	0.00	1.18	15.00	17.70	ONIONS WHITE SACK	KG	7.65	1.10	8.42	7.65	0.80	6.12				
GOATS CHEESE PKT	KG	6.50	29.30	190.45	6.50	1.80	11.70	ORANGES EACH	EACH	0.25	7.00	1.75	0.25	0.00	0.00				
MARG 2KG TUB	2 KG	2.29	2.50	5.72	2.29	0.50	1.14	PEPPERS EACH	EACH	0.60	0.00	0.00	0.60	8.00	4.80				
MILK 13.6 LTR BOX	13.6	7.50	0.00	0.00	7.50	0.00	0.00	PHYSALIS PNT	PNT	1.05	2.00	2.10	1.05	0.00	0.00				
MILK 2LTR	2LT	1.15	2.30	2.64	1.15	1.00	1.15	PINEAPPLES EACH	EACH	1.89	0.00	0.00	1.89	0.00	0.00				
MILK PORTIONS X120 BOX	X120	2.35	5.20	12.22	2.35	2.80	6.58	POTATOES SACK	25KG	9.80	1.00	9.80	9.80	0.10	0.98				
MOZZARELLA BLOCK	1 KG	12.95	3.00	38.85	12.95	1.00	12.95	POTATOES MIDS BOX	10KG	6.95	1.10	7.65	6.95	2.00	13.90				
PASTRY MIX 3KG	BAG	4.80	7.50	36.00	4.80	2.00	9.60	SPINICH BABY EACH	EACH	1.20	0.00	0.00	1.20	0.00	0.00				
RED CURRENT JELLY 1.5KG	1.5K	3.90	0.00	0.00	3.90	1.00	3.90	STRAWBERRY PNT	PNT	2.99	2.00	5.98	2.99	0.00	0.00				
RICORRA PKT	1.5K	5.20	0.00	0.00	5.20	0.00	0.00	TOMATOES BOX 6KG	KG	6.95	1.30	9.04	6.95	0.80	5.56				
SORT CHEESE PKT	1KG	4.90	1.00	4.90	4.90	0.00	0.00	TOMATOES BEEF KG	KG	1.17	0.00	0.00	1.17	0.00	0.00				
STILTON PKT	1.75	13.30	4.90	65.17	13.30	8.00	106.40	£186.23										£110.99	
TARTLET CASES	BOX	6.80	0.00	0.00	6.80	0.60	4.08	Category : FROZEN											
				£482.51													£277.76		
Category : FRUIT & VEG								APPLE PIE X14 CAKE											
APPLES EACH	EACH	0.20	0.00	0.00	0.20	0.00	0.00	BAKED ALASKA X12 CAKE	CAKE	12.75	2.00	25.50	12.75	1.00	12.75				
CARROTS KG	KG	0.59	2.00	1.18	0.59	7.00	4.13	CHEESE CAKE X14 CAKE	CAKE	12.95	3.00	38.85	12.95	6.50	84.18				
CAULIFLOWER EACH	EACH	1.20	0.00	0.00	1.20	0.00	0.00	CHICK NUGGETS KG BAG	KG	14.01	0.00	0.00	14.01	5.00	70.05				
CHIPS BAG	2.5	2.15	11.00	23.65	2.15	9.00	19.35	CHOCK FUDGE CAKE	CAKE	7.00	4.00	28.00	7.00	2.60	18.20				
COURGETTES EACH	EACH	0.79	8.00	6.32	0.79	23.00	18.17	CRANBERRY KG	KG	6.66	0.00	0.00	6.66	0.00	0.00				
CUCUMBER EACH	EACH	0.65	7.00	4.55	0.65	0.00	0.00	FISH FINGERS BAG X60	BAG	2.52	2.00	5.04	2.52	1.00	2.52				
GRAPES PNT	PNT	1.50	2.00	3.00	1.50	0.00	0.00	FOREST FRUITS BAG	KG	2.50	13.00	32.50	2.50	13.00	32.50				
JACKET POT X50 SACK	EACH	0.19	0.00	0.00	0.19	0.00	0.00	HASH BROWNS KG	KG	1.89	25.00	47.25	1.89	21.00	39.69				
LEEKS KG	KG	0.75	3.00	2.25	0.75	0.00	0.00	ICE CREAM BELLIS TUB	5 LT	9.38	9.10	85.36	9.38	8.40	78.79				
LEMONS EACH	EACH	0.19	18.00	3.42	0.19	0.00	0.00	ICE CREAM MOVENPICK TUB	2.4	10.70	1.00	10.70	10.70	1.00	10.70				
LETTUCE MIXED FANCY TRAY	TRAY	11.00	6.00	66.00	11.00	2.50	27.50	JUST ROLE BOX	BOX	12.75	1.00	12.75	12.75	0.00	0.00				
LIMES EACH	EACH	0.20	0.00	0.00	0.20	0.00	0.00	ONION BARG BAG	KG	3.85	4.00	15.40	3.85	6.50	25.02				
MELONS EACH	EACH	1.25	2.00	2.50	1.25	0.00	0.00	ONION RINGS KG	KG	0.77	13.00	10.01	0.77	3.00	2.31				
MUSHROOMS TRAY	TRAY	5.95	3.30	19.63	5.95	0.50	2.98	PASTRY TOPS X96 BOX	BOX	15.75	0.00	0.00	15.75	1.00	15.75				
ONIONS RED SACK	KG	7.50	1.20	9.00	7.50	1.00	7.50	PEAS 2.5KG BAG	BAG	1.75	2.00	3.50	1.75	9.30	16.28				
								PRAWNS BAG	2.5K	17.61	9.00	158.49	17.61	3.70	65.16				

Food Stock Analysis

Current Stocktake: **10-Dec-2011**

Stocktaker:

Previous Stocktake: **10-Nov-2011**

Stock Days: **30**

Product	Unit	1 Last Cost	2 Opening Stock	Opening Value	3 Current Cost	4 Closing Stock	Closing Value	Product	Unit	Last Cost	Opening Stock	Opening Value	Current Cost	Closing Stock	Closing Value
Category : FROZEN								Category : MEAT & FISH							
RASBERRY KG	KG	6.66	0.00	0.00	6.66	0.00	0.00	LAMB CHOPS BOX 2.5KG	BOX	12.50	0.00	0.00	12.50	0.00	0.00
SAUSAGE ROLE BOX X66	BOX	4.30	1.00	4.30	4.30	1.00	4.30	LAMB SHANK EACH	EACH	2.95	24.00	70.80	2.95	30.00	88.50
SCONES EACH	EACH	0.30	70.00	21.00	0.30	42.00	12.60	LAMB STEAK	EACH	1.19	0.00	0.00	1.19	0.00	0.00
SORBET BRAKES CHOC.VAN.S	2 LT	11.99	5.90	70.74	11.99	1.60	19.18	LAMBS LEG KG	KG	6.99	3.80	26.56	6.99	6.50	45.44
SORBET BRAKES RSBRY ORNC	2 LT	12.99	1.00	12.99	12.99	3.00	38.97	MACKERAL SMOKED BOX X36	EACH	1.10	0.00	0.00	1.10	30.00	33.00
SOUTH FRY CHICK BAG 2KG	BAG	7.40	0.00	0.00	7.40	0.00	0.00	MONK CHEAK KG	KG	12.50	0.00	0.00	12.50	0.00	0.00
SPROUTS BAG	KG	1.30	5.50	7.15	1.30	2.00	2.60	MUSCELS KG	KG	2.00	4.50	9.00	2.00	4.00	8.00
STICKY TOFFEE X16 CAKE	CAKE	10.40	44.00	457.60	10.40	0.00	0.00	PIGS IN BLNKETS TRAY TRAY S	TRAY	3.50	0.00	0.00	3.50	0.00	0.00
SUMMER FRUIT PUD INDV. EAC	EACH	0.78	8.00	6.24	0.78	9.00	7.02	PLAICE EACH	EACH	1.40	10.00	14.00	1.40	17.00	23.80
TARTLET CASES LRG	BOX	32.00	0.00	0.00	32.00	0.00	0.00	PORK BELLY KG	KG	2.80	6.50	18.20	2.80	12.60	35.28
TOFFEE CRUCH X14 CAKE	CAKE	12.16	0.00	0.00	12.16	0.00	0.00	PORK LOIN STEAK EACK	EACH	0.75	36.00	27.00	0.75	48.00	36.00
TORTILLA WRAPS 10 INCH PKT	PKT	1.63	1.00	1.63	1.63	4.00	6.52	ROAST BEEF KG	KG	5.99	0.00	0.00	5.99	0.00	0.00
VEG SAUSAGE 2 KG	BAG	4.75	0.50	2.38	4.75	0.80	3.80	SALMON FILLETS EACH	EACH	1.63	29.00	47.27	1.63	62.00	101.06
WAFFEL EACH	EACH	1.34	38.00	50.92	1.34	37.00	49.58	SALMON KG PKT	PKT	10.50	0.00	0.00	10.50	2.00	21.00
WEDGES 2.5KG	2.5K	3.00	1.00	3.00	3.00	2.00	6.00	SARDINES KG	KG	3.65	0.00	0.00	3.65	0.00	0.00
				£1,122.00			£645.89	SAUSAGE KG	KG	2.65	12.50	33.13	2.65	16.00	42.40
Category : MEAT & FISH								SEA BASS 6/7 OZ EACH	EACH	1.24	0.00	0.00	1.24	0.00	0.00
BACON 2.27KG PACK	2.27	7.95	16.50	131.18	7.95	10.50	83.48	SIRLOIN 70Z EACH	EACH	2.49	0.00	0.00	2.49	7.00	17.43
BLACK PUDDING 1.36 KG	EACH	2.05	4.50	9.22	2.05	2.30	4.72	TOPSIDE	KG	4.99	23.00	114.77	4.99	38.30	191.12
BURGERS 4OZ EACH	EACH	0.49	55.00	26.95	0.49	22.00	10.78	TROUT EACH	EACH	1.64	37.00	60.68	1.64	7.00	11.48
BURGERS 6 OZ EACH	EACH	0.60	0.00	0.00	0.60	30.00	18.00	TUNA STEAKS BOX X10	EACH	1.00	23.00	23.00	1.00	16.00	16.00
CHICKEN 1/2	EACH	1.22	13.00	15.93	1.22	12.00	14.70	TURKEY KG	KG	4.99	2.00	9.98	4.99	8.50	42.42
CHICKEN DICED KG	KG	3.99	0.00	0.00	3.99	0.00	0.00					£837.14		£949.28	
CHICKEN FILLETS EACH	EACK	1.22	56.00	68.32	1.22	18.00	21.96	Category : TINNED							
CHICKEN FILLETS KG KG	KG	4.57	0.00	0.00	4.57	5.00	22.85	5 BEAN SALAD TIN	800G	3.60	7.00	25.20	3.60	5.00	18.00
COD 200-230G BOX 4.54KG	BOX	22.95	2.00	45.90	22.95	1.00	22.95	BEANS TIN	2.61	1.88	13.00	24.44	1.88	7.00	13.16
COD LOIN KG	KG	7.00	1.50	10.50	7.00	0.00	0.00	COCONUT MILK TIN	425M	1.05	10.00	10.50	1.05	13.00	13.65
HADDOCK EACH (NOT KG)	KG	1.07	48.00	51.36	1.07	24.00	25.68	EVAP MILK TIN	410G	1.93	11.00	21.23	1.93	11.00	21.23
HAM KG	KG	3.60	6.50	23.40	3.60	0.00	0.00	FRUIT COCKTAIL TIN	2.65	4.70	0.00	0.00	4.70	0.00	0.00
KIPPERS EACH	EACH	0.45	0.00	0.00	0.45	25.00	11.25	GRAPEFRUIT A10	TIN	6.68	11.00	73.48	6.68	9.30	62.12

Food Stock Analysis

Current Stocktake: **10-Dec-2011**

Stocktaker:

Previous Stocktake: **10-Nov-2011**

Stock Days: **30**

Product	Unit	1 Last Cost	2 Opening Stock	Opening Value	3 Current Cost	4 Closing Stock	Closing Value	Product	Unit	Last Cost	Opening Stock	Opening Value	Current Cost	Closing Stock	Closing Value
Category : TINNED															
KIDDNY BEANS TIN	800G	3.60	0.00	0.00	3.60	0.00	0.00								
MUSHY PEAS 300G	TIN	0.60	21.00	12.49	0.60	25.00	14.88								
PINEAPPLE 3.2KG	TIN	8.86	1.00	8.86	8.86	0.00	0.00								
PINEAPPLE TIN	820G	1.24	0.00	0.00	1.24	11.00	13.64								
PRUNES TIN	2.7K	4.20	9.00	37.80	4.20	5.00	21.00								
RHUBARB TIN	2.82	3.75	1.00	3.75	3.75	1.00	3.75								
TOMATOE CHOPPED TIN	2.5K	2.80	6.00	16.80	2.80	6.00	16.80								
TOMATOE PASTE TIN	800G	1.93	8.00	15.44	1.93	15.00	28.95								
TUNA TIN	800G	3.50	9.00	31.50	3.50	5.00	17.50								
TUNA PRINCE TIN	820G	4.60	0.00	0.00	4.60	0.00	0.00								
				£281.50			£244.68								
Total Value of Stock:				£4,758.22			£4,175.06								

Food Purchase - Supplier/Category Summary

Current Stocktake: **10-Dec-2011**

Previous Stocktake: **10-Nov-2011**

Stock Days: **30**

Supplier ¹	Purchase Date	Reference	Value	Supplier ¹	Purchase Date	Reference	Value
CLANCYS	10/11/2011	121386	£46.61	M. HUGHES	22/11/2011	306568	£68.28
CLANCYS	15/11/2011	121439	£52.72	M. HUGHES	24/11/2011	306761	£22.52
CLANCYS	16/11/2011	121454	£22.74	M. HUGHES	26/11/2011	306963	£112.35
CLANCYS	18/11/2011	121505	£66.78	M. HUGHES	28/11/2011	307094	£48.05
CLANCYS	22/11/2011	121581	£86.12	M. HUGHES	29/11/2011	307686	£21.79
CLANCYS	24/11/2011	121586	£151.86	M. HUGHES	03/12/2011	7686	£48.23
CLANCYS	28/11/2011	121701	£64.84	Total Net Purchases For : M. HUGHES			£837.86 ²
CLANCYS	03/12/2011	121823	£17.59	NEVE FLEETWOOD	12/11/2011	972327	£182.92
Total Net Purchases For : CLANCYS			£509.26 ²	NEVE FLEETWOOD	22/11/2011	977870	£30.77
FRESHVIEW	12/11/2011	977870	£34.00	NEVE FLEETWOOD	25/11/2011	979439	£153.70
Total Net Purchases For : FRESHVIEW			£34.00 ²	Total Net Purchases For : NEVE FLEETWOOD			£367.39 ²
KAG OILS	28/11/2011	0651	£125.70	WOODWARDS	09/11/2011	8667	£510.47
Total Net Purchases For : KAG OILS			£125.70 ²	WOODWARDS	13/11/2011	2902	£16.99
LLECHWEDD MEAT	18/11/2011	243207	£221.05	WOODWARDS	16/11/2011	na	£300.73
LLECHWEDD MEAT	24/11/2011	243634	£218.23	WOODWARDS	23/11/2011	2903	£630.10
Total Net Purchases For : LLECHWEDD MEAT			£439.28 ²	WOODWARDS	30/11/2011	5020	£16.99
M. HUGHES	08/11/2011	305250	£42.57	WOODWARDS	30/11/2011	5019	£512.49
M. HUGHES	11/11/2011	305641	£15.24	WOODWARDS	09/12/2011		£0.00
M. HUGHES	12/11/2011	305678	£113.63	Total Net Purchases For : WOODWARDS			£1,987.77 ²
M. HUGHES	14/11/2011	305793	£79.99				
M. HUGHES	17/11/2011	306100	£53.10				
M. HUGHES	19/11/2011	306350	£118.90				
M. HUGHES	21/11/2011	306568	£93.21				

Food Purchase - Supplier/Category Summary

Current Stocktake: 10-Dec-2011

Previous Stocktake: 10-Nov-2011

Stock Days: 30

Total Purchases :	£4,301.26	3
--------------------------	------------------	---

- 1 - Supplier Name
- 2 - Value of Purchases from Supplier
- 3 - Total Value of Purchases

Food Credit Summary

Current Stocktake: **10-Dec-2011**
Previous Stocktake: **10-Nov-2011**
Stock Days: **30**

Supplier	Credit Date	Type	Reference	Credit ID	Value
WOODWARDS	09/12/2011	Credit	credit note	1	£24.72
Total Net Credits For : WOODWARDS					£24.72
Total Credits :					£24.72

Food Allowance - Detailed

Current Stocktake: 10-Dec-2011

Previous Stocktake: 10-Nov-2011

Stock Days: 30

Allowance	Amount	Wastage
Date: 10/12/2011		
Staff Feeding	£1,040.95	'' Staff Feeding x149

Days' Total **£1,040.95**

Date: 15/12/2011

Out of Date	£326.00	p Out of date fish
-------------	---------	--------------------

Days' Total **£326.00**

Total Allowances: £1,366.95	Wastage: £326.00	Standard: £1,040.95
------------------------------------	-------------------------	----------------------------

Food Takings Report

Current Stocktake: 10-Dec-2011

Stocktaker:

Previous Stocktake: 10-Nov-2011

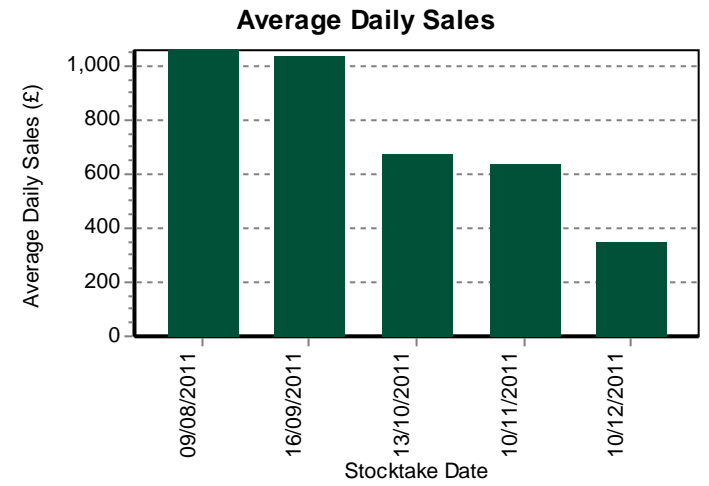
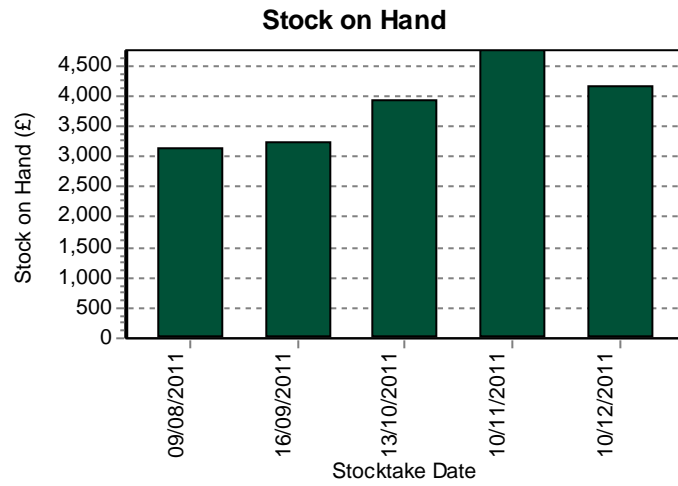
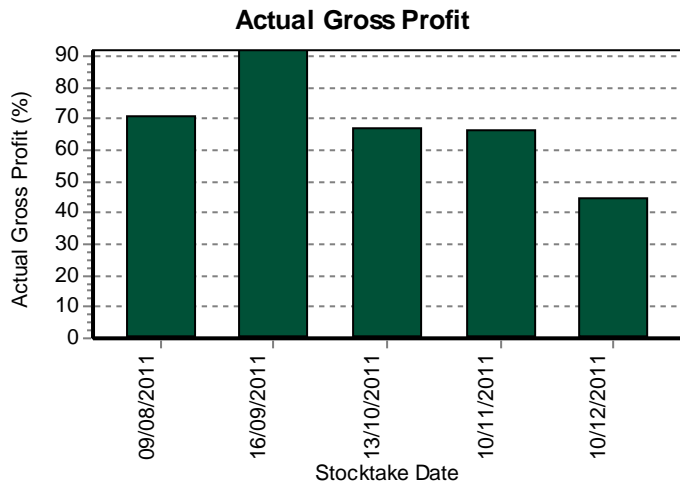
Stock Days: 30

<u>Date</u>	<u>Takings 1</u>	<u>Total</u>
10/11/2011	115.89	115.89
11/11/2011	576.75	576.75
12/11/2011	921.80	921.80
13/11/2011	345.97	345.97
14/11/2011	0.00	0.00
15/11/2011	0.00	0.00
16/11/2011	0.00	0.00
17/11/2011	0.00	0.00
18/11/2011	0.00	0.00
19/11/2011	0.00	0.00
20/11/2011	3,315.10	3,315.10
21/11/2011	0.00	0.00
22/11/2011	0.00	0.00
23/11/2011	0.00	0.00
24/11/2011	0.00	0.00
25/11/2011	0.00	0.00
26/11/2011	0.00	0.00
27/11/2011	3,007.80	3,007.80
28/11/2011	0.00	0.00
29/11/2011	0.00	0.00
30/11/2011	0.00	0.00
01/12/2011	0.00	0.00
02/12/2011	0.00	0.00
03/12/2011	0.00	0.00
04/12/2011	1,660.18	1,660.18
05/12/2011	0.00	0.00
06/12/2011	0.00	0.00
07/12/2011	0.00	0.00
08/12/2011	0.00	0.00
09/12/2011	557.75	557.75
10/12/2011	0.00	0.00

<u>Date</u>	<u>Takings 1</u>	<u>Total</u>
Totals:	£10,501.24	
Total Takings : £10,501.24		

Food History Summary Report

Stock Date	Stock Days	Cons at Cost Excl. VAT	Stock On Hand	Actual Receipts Excl. VAT	Actual Gross Profit	Actual Gross Profit %	Total Allowances	Gross Profit % After Allowances	Allowance % Sales	1 Average Daily Sales
09/08/2011	32	8,299.73	3,152.15	28,346.06	20,046.33	70.72 %	0.00	70.72 %	0.00	1,062.98
16/09/2011	38	2,676.91	3,235.32	33,018.28	30,341.37	91.89 %	0.00	91.89 %	0.00	1,042.68
13/10/2011	27	4,974.98	3,925.60	15,189.63	10,214.65	67.25 %	0.00	67.25 %	0.00	675.09
10/11/2011	28	5,041.62	4,758.22	14,865.52	9,823.91	66.09 %	0.00	66.09 %	0.00	637.09
10/12/2011	30	4,859.70	4,175.06	8,751.03	3,891.34	44.47 %	1,366.95	60.09 %	15.62	350.04
	155	25,852.94		100,170.52	2 74,317.59	3 74.19 %	1,366.95	75.56 %	1.14	775.51



- 1 - Average Revenue per Day
- 2 - Actual Gross Profit
- 3 - Actual Gross Profit %